

Lesbian

Gay

Bisexual

Transgender

Health

Lesbian

Gay

Bisexual

Transgender

Health

Idaho Tobacco Prevention and Control Program

LGBT Health Assessment Survey

Final Survey Report
2004

This page is intentionally blank.

Table of Contents

Introduction	
Project Description	ii
Survey Methodology	ii
Analysis	ii
Limitations	iii
Conclusions	iii
Gender and Sexual Orientation	iii
Detailed Results	
Survey Demographics	1
Tobacco Use	6
Result Tables	
Demographics	12
Tobacco Use	14
Alcohol Use	16
Feelings & Safety	17
Harassment & Discrimination	23
Violence & Suicide	26
Social Life & School Experience	27
Health & Healthcare	29
Current Smokers & Former Smokers	30
Appendix	
Survey Tool	

Introduction

In January 2001, the Centers for Disease Control and Prevention (CDC) commissioned a special effort with regard to the fourth goal area of the National Tobacco Prevention and Control Program for identifying and eliminating tobacco related disparities. Nationally, this has been the most difficult goal area to address. Funding was provided to Idaho to become a cooperative partner with CDC to act as a pilot state in identifying ways to build capacity for the identification and elimination of tobacco-related disparities by engaging a diverse and inclusive workgroup in a strategic planning process.

Current published literature suggests tobacco use among adult lesbian, gay, bisexual, and transgender (LGBT) adults is significantly higher than rates seen among the general population. This research project was designed to establish baseline data in order to determine if the adult LGBT in Idaho was indeed a disparate population; and if so, what community-based interventions might be successful within this population. Furthermore, there may be different “predictors” of tobacco-use among LGBT individuals which could be identified using the LGBT survey data.

Project Description

During the Spring of 2003, the Idaho Tobacco Prevention and Control Program (TCP) contracted with United Vision for Idaho (UVI) to conduct a statewide survey of lesbian, gay, bisexual, and transgender individuals to assess the impact of tobacco use within this community. In addition to asking about tobacco-use related behaviors, the survey collected data on a wide range of health-related issues that are of concern to the LGBT community at large.

Survey confidentiality

Any research on LGBT health, by definition, must be considered sensitive. Therefore, all data collected as part of this project was void of identifying information such as name, address, social security number, etc. All respondents were told about the anonymous nature of the survey and they were asked NOT to provide their names, identifying information or any contact information.

Survey Methodology

Sampling

Several sampling methods were used in combination to administer the paper surveys (list sampling, network sampling, outcropping sampling, and advertising sampling). Although not ideal, the listed sampling methods can be mixed and matched to construct reliable samples (Dean, et al., 2000). Each of the sampling methods identified above were used to identify respondents who were eligible to complete either the paper survey or the on-line survey.

Survey Tool

The Idaho LGBT Health Assessment survey included 89 questions designed to gather information on a variety of issues relating to harassment, discrimination, tobacco use, and other issues in the lives of LGBT Idahoans. The questionnaire was divided into the following sections; demographics, tobacco and alcohol, feelings and safety, harassment and discrimination, violence and suicide, social life and school experience, health and healthcare, and in-depth questions for smokers and former smokers. A copy of the written survey tool is included at the end of this report (see Appendix).

Survey Distribution

The survey was distributed statewide through a variety of methods (in-person outreach at meetings or events, email, posters/print advertising, etc.). Surveys were distributed at roughly 30 specific events or meetings that took place between March 1 and June 1, 2003. Surveys (accompanied with postage-paid envelopes) were also distributed via mailing lists provided by LGBT and LGBT-friendly organizations statewide.

Analysis

The survey results are often presented using groupings that relate to a persons sexual identity and/or orientation (LGBT, straight, and transgender). Studies often incorrectly include gender non-conformists (i.e. transgender) under the rubric of gay, bisexual, and/or lesbians, in spite of the fact that sexual identity and gender identity are two distinctly different psychosocial components (Isreal & Tarver, 1997). In some instances, transgender individuals' responses were grouped under the LGBT rubric because of the relatively small sample of transgender individuals who participated in the survey. It is safe to assume that if there are not results for transgender respondents listed separately they are included in the LGBT results (unless specifically labeled otherwise). In-depth analyses looking at predictive factors of tobacco use utilizing various scales (harassment, stressors, etc.) created by the Idaho TCP and UVI were performed by Clearwater Research, Inc. Results of Clearwater's analyses are included at the end of this report (see Appendix).

Limitations

Because of the convenience sample design the results of this survey can not be projected to the population of all LGBT Idahoans with any degree of error. In other words, these results simply represent those persons who participated in the survey. In addition to the non-random nature of the sampling methodology, 33% (n=587) of surveys collected were administered at bars and/or clubs where alcohol was being served. The consumption of alcohol could affect the quality of the responses and the ability of the respondent to accurately complete a fairly complex survey instrument. There is also a potential bias in smoking behavior due to the association of smoking and alcohol use. Finally, there were a number of item non-response issues associated with this survey.

Note: 150 surveys completed on-line (via www.IdahoLGBTsurvey.com) were not included in these analyses. The Idaho TPCP is still reviewing these records to determine the reliability and validity of the survey responses collected on-line.

Even with these limitations, there are a number of programmatic issues that may be addressed using these survey data.

Conclusions

Due to many of the limitations associated with this project many of the potential outcomes are inconclusive. Furthermore, until we include measures of gender identity and sexual orientation in our public health surveys, we may not be able to adequately assess the health and safety of our LGBT population. Other states that have included a question of sexual orientation have found the measure to help illuminate public health disparities that exist in the LGBT population.

Gender and Sexual Orientation

Gender (Sexual Identity)

Respondents were asked to describe their gender and were given the following options:

- Female
- Male
- Transgender Male-To-Female
- Transgender Female-To-Male
- Female with Male Persona
- Male with Female Persona
- Dual Identity
- Transgender Androgynous

Sexual Orientation

Respondents were asked to describe their personal sexual orientation and were given the following response options:

- Lesbian
- Gay
- Bisexual
- Heterosexual or Straight
- Pansexual

For the purposes of this study, participants are often grouped by gender and sexual identity. Therefore, someone who indicates that they are female and lesbian would be put into the group “female LGBT.” In a similar manner, a respondent indicating that they are male and gay would be a member of the “male LGBT” population in respect to the findings of this report. The term LGBT, as it is used in this study includes all persons who indicated that their sexual orientation was lesbian, gay, bisexual or pansexual; and any persons who indicate that they are transgender regardless of their sexual orientation.

This page is intentionally blank.

Idaho LGBT Health Assessment Survey Respondent Demographics

Although the size and demographic characteristics of Idaho’s lesbian, gay, bisexual, and transgender population are currently unknown, estimates based on population-based surveys conducted to date suggest that in most states the gay and lesbian population is likely to be made up of 2% to 10% of the general population. There are even fewer estimates of the bisexual and transgender populations and those individual population estimates are often included within the lesbian and gay population estimates.

At this time, the author is not aware of any statewide population based surveys within Idaho that collect information on respondents’ sexual orientation or gender identification. Until these factors are assessed with a state-wide population-based survey, we will not fully know the demographic nature and number of LGBT individuals living in Idaho.

It is important to understand the demographic characteristics of survey respondents in order to more accurately interpret the results of this survey and to assess the validity of making comparisons between survey respondents and Idaho adults as a whole (LGBT or otherwise). Because of the limitations discussed above, extreme caution should be exercised when comparing the results of this survey to results of other state-based health surveys.

Surveys completed and included for analysis: 1,759

Gender Identity*

Male	691
Female	986
Transgender	72

*Self-reported

Sexual Orientation*

Lesbian	456
Gay	412
Bisexual	243
Heterosexual	604
Pansexual	12

*Self-reported

Geographic Distribution

The only geographic information collected was the County in which the respondent currently resides. Although the majority (roughly 85%) of survey respondents lived in Ada, Canyon, Latah and Twin Falls Counties, there were a total of 29 counties (out of 44) represented by these results.

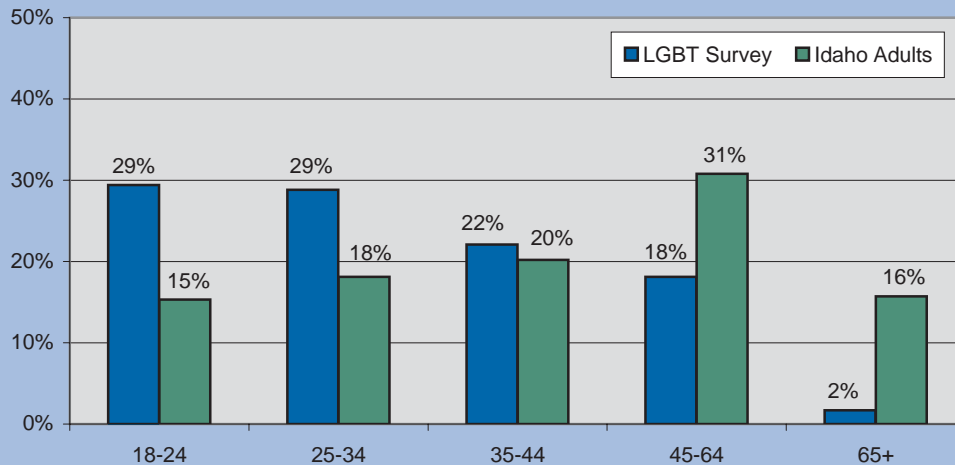
Continued on next page

Survey Demographics continued

Age Distribution

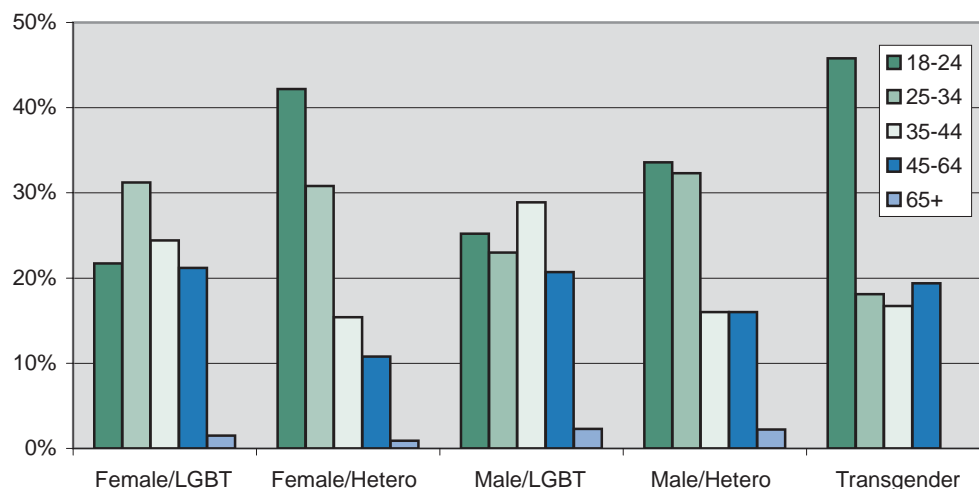
The LGBT survey was only administered to adult Idahoans aged 18 and older. In general, the survey respondents tended to be younger, with less than 2% aged 65 and older. Compared to Idaho's general adult population the Idaho LGBT Survey population is disproportionately younger in age. This is significant, because many of the results reported may be influenced by the age distribution of the survey's participants (i.e. higher than expected smoking rates, drinking rates, etc.).
 Idaho Adults Data Source: 2003 Idaho Vital Statistics Annual Report.

Age distribution comparison between all participants of the Idaho LGBT Health Assessment Survey and the general adult population of Idaho



Regardless of a respondent's gender and sexual identity, there were only 29 Idahoans aged 65 and older who participated in the survey. Comparisons among LGBT participants and non-LGBT survey respondents should be done with caution as the differences in age distribution may influence some behaviors or events that the respondents have experienced.

Age distribution among five sub-groups of the Idaho LGBT Health Assessment Survey

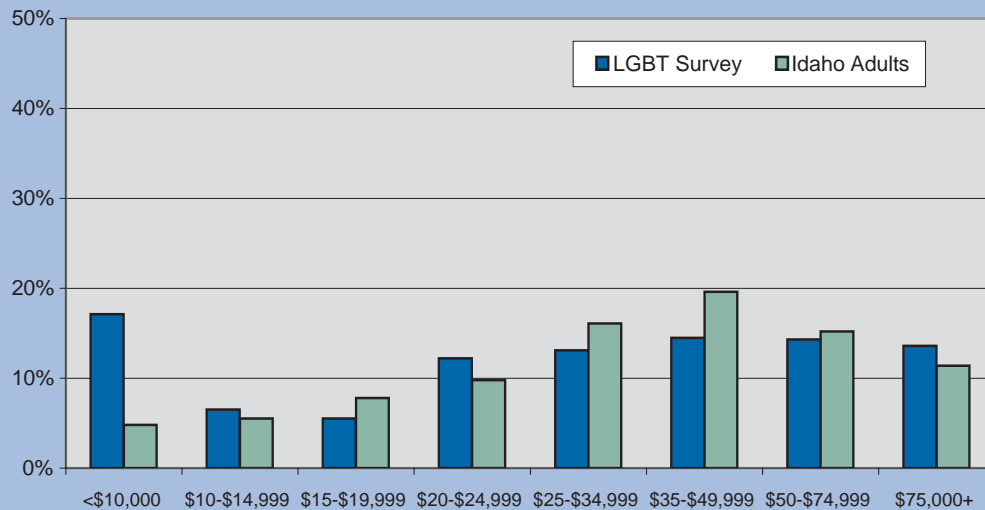


Household Income

Although it is not entirely valid to compare the income distribution from the Idaho LGBT survey to that of Idaho as a whole, it is helpful to see how the income of respondents of the LGBT survey compare to the general population of Idaho.

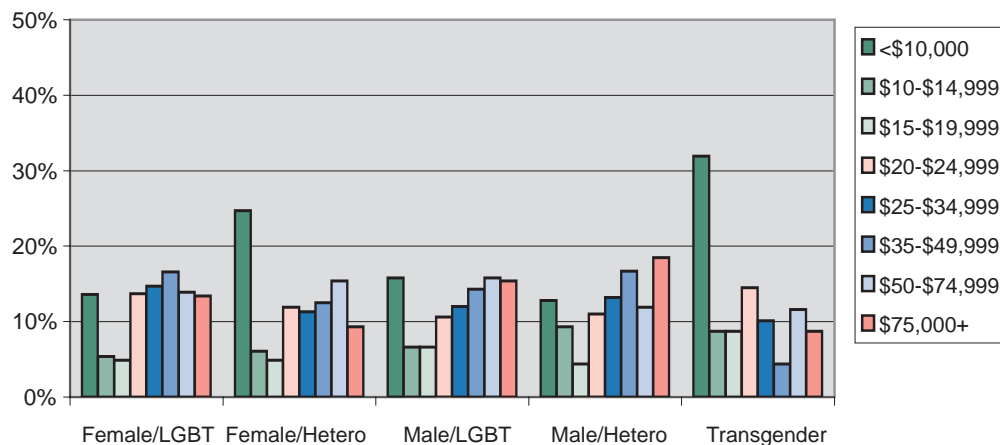
Source: 2002 Idaho Behavioral Risk Factor Surveillance System

Income distribution comparison between participants of the Idaho LGBT Health Assessment Survey and the general adult population of Idaho



Because there are a greater proportion of low income respondents who participated in the survey some health risk behaviors that have been tied to income may be more prevalent (such as smoking). Although it is not clear why the survey respondents tend to have lower incomes than would be expected, one factor could be the effect of the younger age distribution seen among survey participants. Because the respondents are disproportionately younger (than expected based on Idaho's age distribution for the general population), they may not have had the opportunity for advancement and continued education that often leads to higher rates of pay.

Income distribution among five sub-groups of the Idaho LGBT Health Assessment Survey

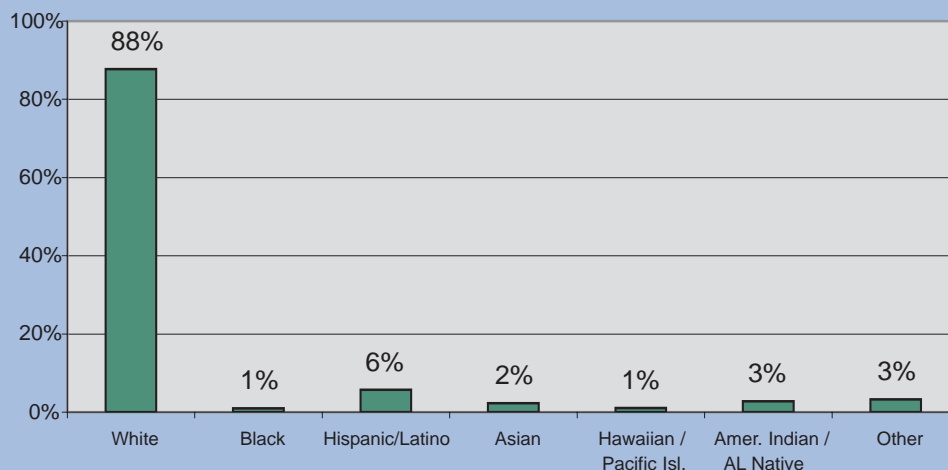


Race / Ethnicity

The racial/ethnic distribution, while roughly similar to Idaho as a whole, includes a smaller proportion of Hispanics/Latinos than might be expected (In 2002, Hispanic/Latino persons made up 8.5% of Idaho's general population).

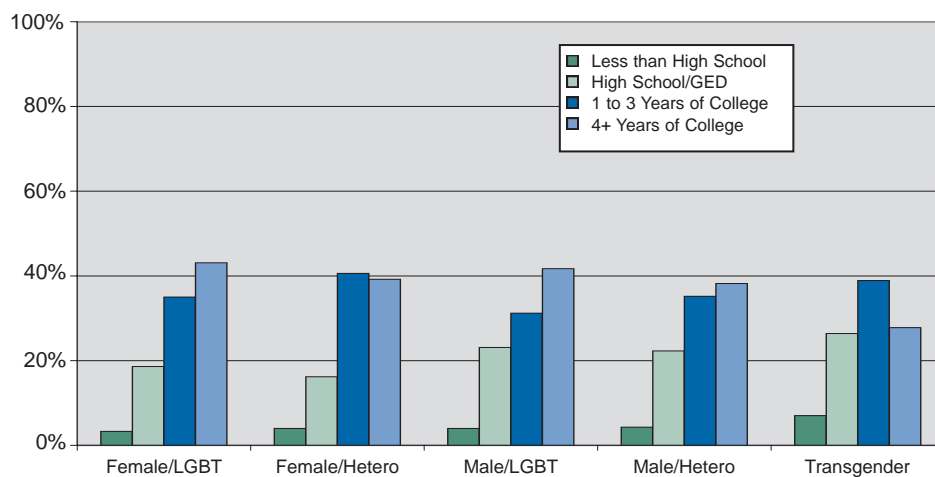
Note: Due to the small proportion of non-White respondents, race and ethnicity breakouts were not performed for each of the five sub-groups.

Race/Ethnicity among all participants of the Idaho LGBT Health Assessment Survey



Educational Attainment

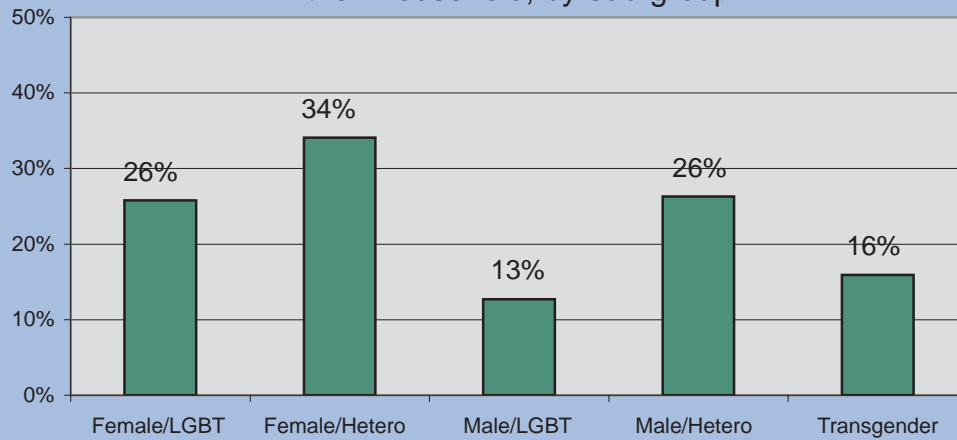
Educational attainment did not differ significantly among participants of the LGBT Health Assessment survey. Females tended to have slightly greater educational attainment, and heterosexual females had the highest level of educational attainment. However, compared to Idaho's BRFSS education rates, participants of the LGBT survey had a higher level of educational attainment.



Children in the Home

Heterosexual females are the most likely sub-group to have at least one child under the age of 18 living in their household. One-in-four lesbian women surveyed have at least one child under the age of 18 living in their household. Gay males are the least likely (13%) to have one or more children living in their household.

Percentage of LGBT survey respondents that have at least one child under the age of 18 that lives within their household, by sub-group



Tobacco Use

The following section on tobacco use contains results based on a greater depth of descriptive analysis. This survey project was funded primarily through Idaho TPCP funds and therefore additional analysis and reporting was requested by, and paid through, the Idaho TPCP.

Tobacco use rates among participants of the Idaho LGBT survey were significantly elevated when compared to the general adult population of Idaho (based on estimates derived from the Idaho Behavioral Risk Factor Surveillance System (BRFSS) survey. There are several factors which may contribute to the elevated rates:

- Survey locations: about 1/3 of the survey respondents were contacted in bars or clubs where alcohol was being served.
- Respondent demographics: the age- and income-distribution of the Idaho LGBT survey respondents is skewed towards populations that traditionally have higher smoking rates.
- Snowball effect: if a respondent is a smoker in a bar taking the survey who then takes a copy of the survey to another friend, it is more likely that their friend will also be smoker.

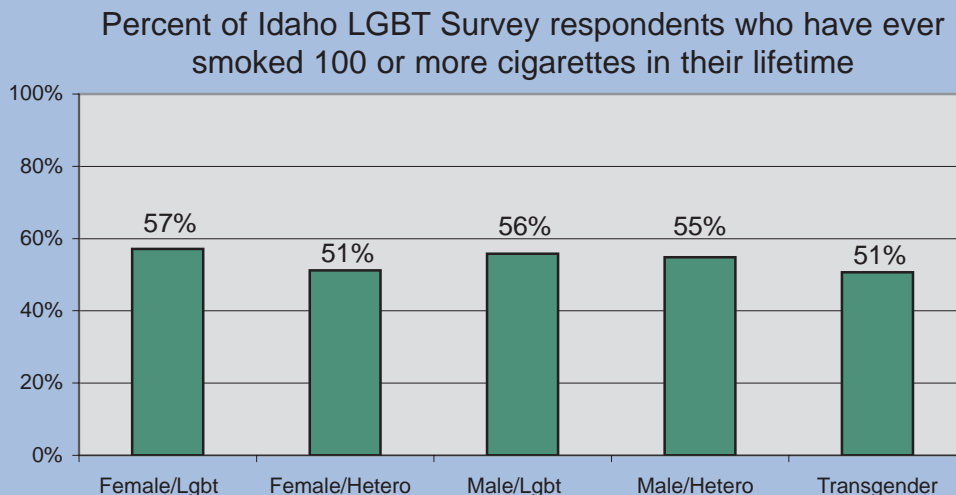
Overall, the smoking rate among Idaho LGBT survey respondents was 36% compared to the 2002 BRFSS statewide smoking prevalence estimate of 21%. Among the LGBT survey participants, the highest smoking rate was among gay and bisexual men and transgender individuals (38%). Lesbian and bisexual women had a slightly lower smoking prevalence rate of 33%. Among both males and females, the heterosexual respondents of the survey had higher smoking rates (40% and 36% respectively) than their LGBT counterparts.

Smoking Prevalence

Smoking status among the Idaho LGBT Health Assessment survey respondents is defined using a combination of two questions which measure a person's lifetime use of cigarettes and their current level of cigarette use. A person is considered a non-smoker if they indicate that they have NOT ever smoked 100 cigarettes in their lifetime. All persons who have smoked at least 100 cigarettes are considered to be smokers. If a respondent no longer smokes, but has smoked 100 cigarettes, they are considered to be a former smoker. All respondents who have smoked 100 or more cigarettes and currently smoke everyday or some days are considered to be current smokers.

Ever Smoked

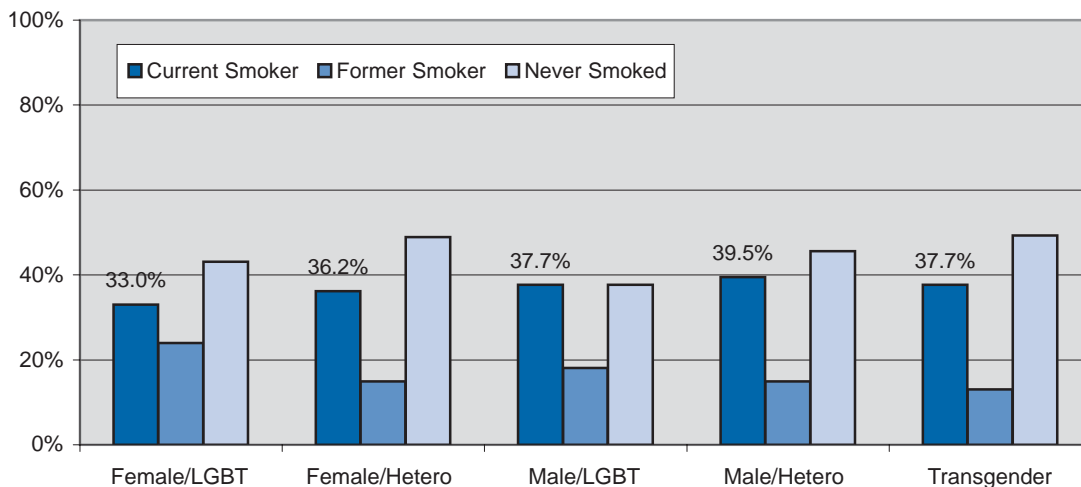
Based on findings from Idaho's 2002 Idaho BRFSS survey, 45% of Idaho adults have smoked 100 or more cigarettes during their lifetime. This measure (100 cigarettes) is used to establish smoking status. If a respondent has smoked 100 or more cigarettes during his or her lifetime, that individual is considered to be a smoker (either current or former smoker depending on their current level of use, i.e. daily, some days, or not at all).



Smoking Status

The chart below shows the prevalence of current smokers (shown with a percent label), former smokers, and those who never smoked. Each of the five sub-groups had similar results for smoking status, with the exception of LGBT females which have a noticeably higher proportion of former smokers than the other groups. The percentage of current smokers is the typical measure used by Idaho's TPCP to evaluate the long-term overall status of cigarette use among adults.

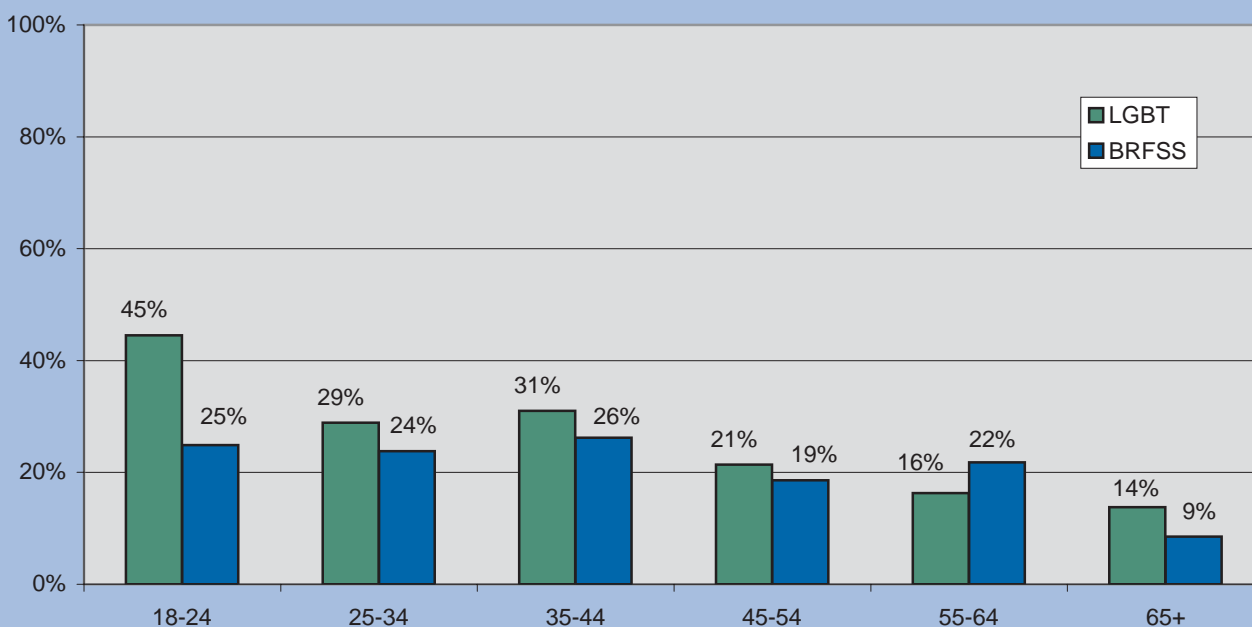
Smoking status (current, former, and never) of Idaho LGBT Survey respondents, by sub-group



Smoking by Age Group (with BRFSS comparison)

The greatest difference in the rate of smoking between Idaho LGBT survey respondents and Idaho BRFSS respondents is seen in the 18- to 24-year-old age group. This gap shows the greatest disparity between LGBT survey respondents and adult Idahoans as a whole. This particular disparity may actually be a result of the location where surveys were conducted rather than an actual discrepancy between survey respondents and adult Idahoans.

Smoking prevalence of Idaho LGBT Survey participants and Idaho adults (2002 BRFSS results), by age group

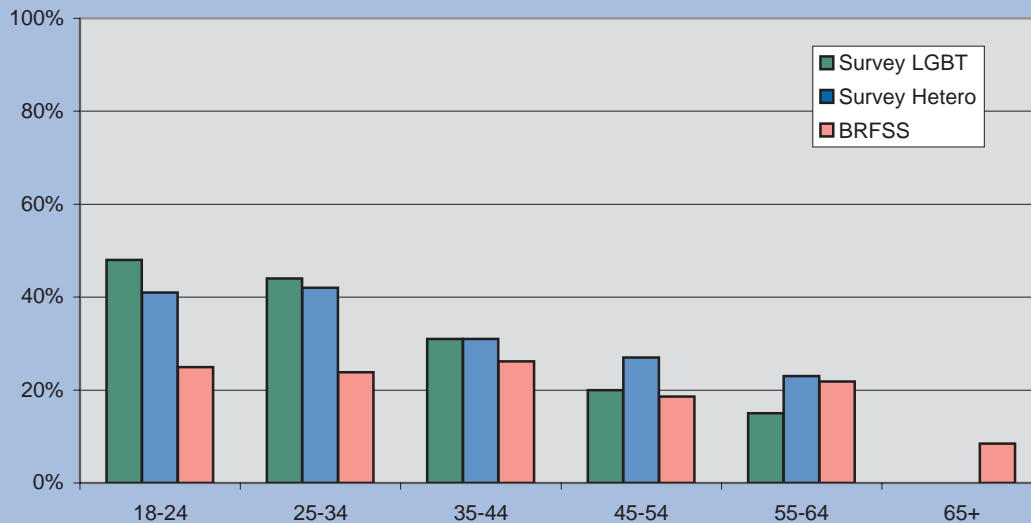


Smoking Prevalence by Age Group (with Idaho BRFSS comparison) continued

The smoking rate varies significantly with age, in both the Idaho LGBT survey and the BRFSS survey. In addition to differences between age groups and surveys, there are differences between LGBT and heterosexual participants of the Idaho LGBT survey in the 18- to 24-year age group.

Among younger survey participants (ages 18 to 24 and 25 to 34), the smoking rates are very similar and significantly elevated when compared to results of Idaho BRFSS survey.

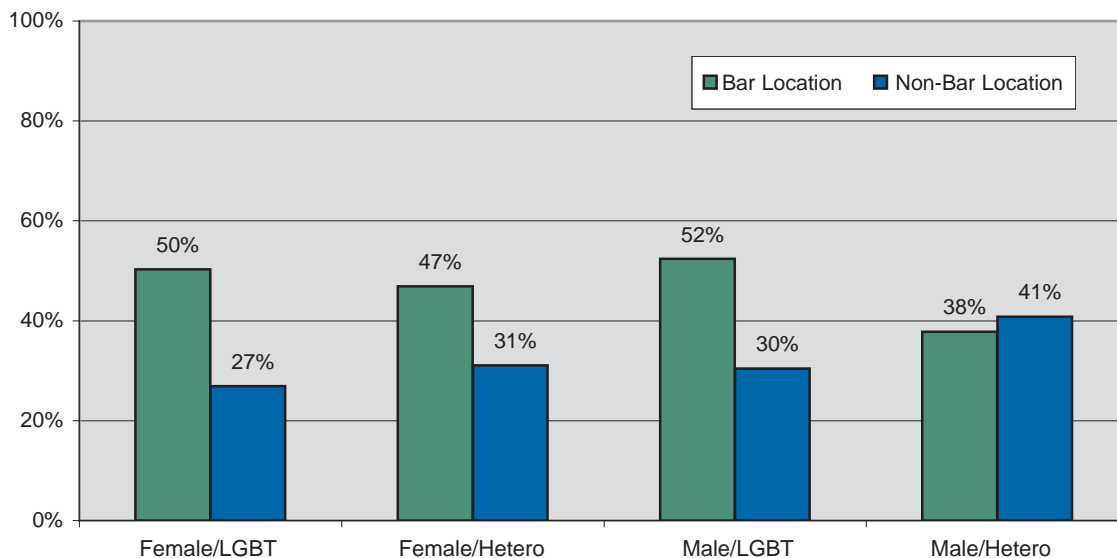
Smoking prevalence of LGBT survey participants and Idaho adults (2002 BRFSS results), by age group and sexual orientation



Smoking Prevalence by Survey Location

Survey locations were classified as bar and non-bar in order to see if the association of alcohol being served on the premises affected the preponderance of smokers. Surveys conducted in bars had significantly higher percentage of smokers among the survey respondents, except among straight male participants.

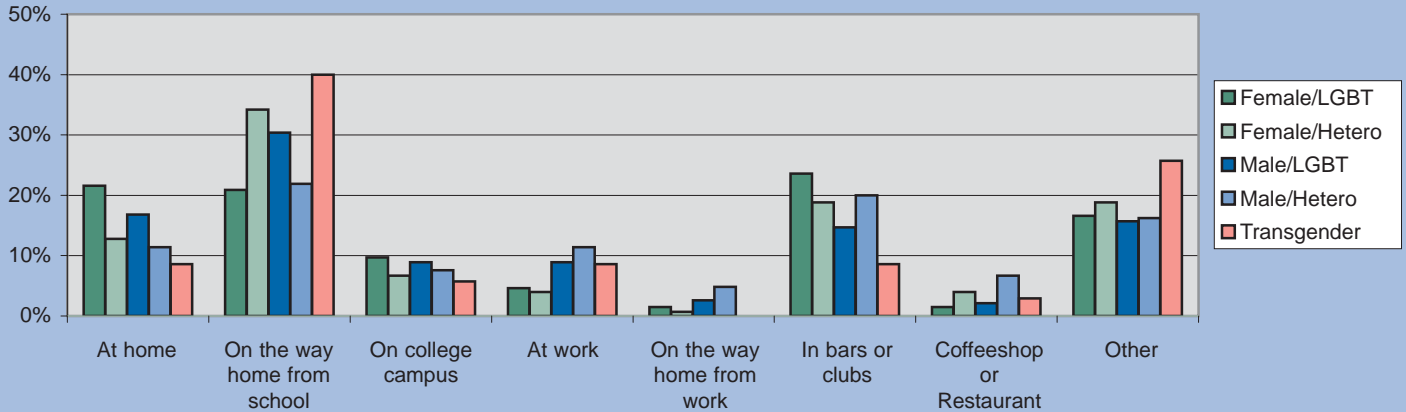
Smoking prevalence associated with survey location (Bar vs. Non-Bar), by sub-group



Initiation of Smoking Habit

Three primary areas were identified for being the “location” that respondents began their smoking habit. “On the way home from school” was the most prevalent among current and former smokers, while “in bars and clubs” and “at home” were two other places identified as locations where current and former smokers initially began their smoking habit.

Locations where current and former smokers indicated they initially began their smoking habit

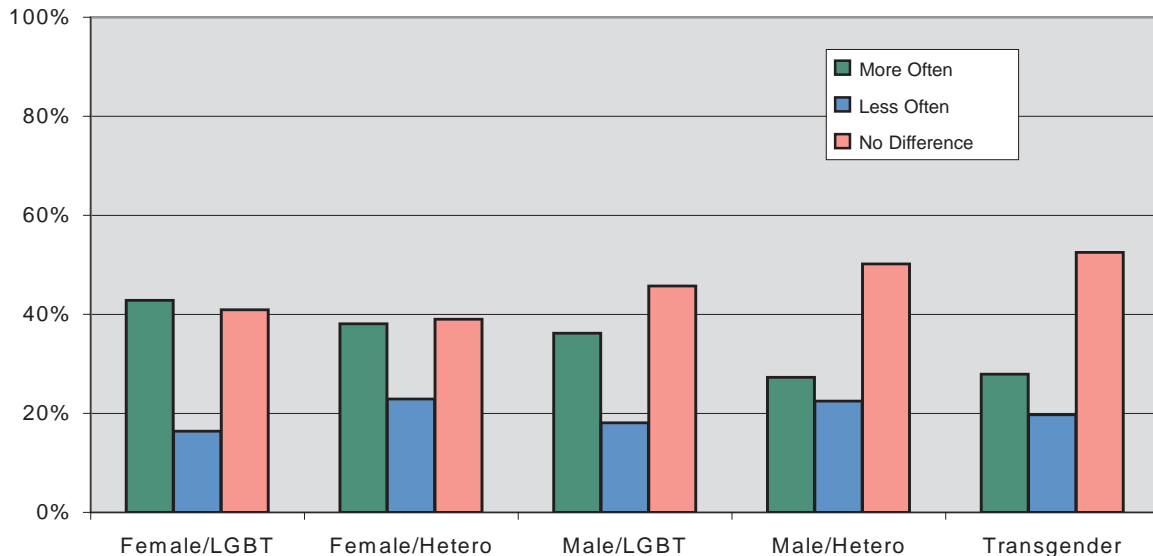


Smoke-Free Indoor Air Policies

Support of Smoking Bans in Bars and Clubs

A significant majority of survey respondents indicated that if there were a total ban on smoking in bars and clubs they would frequent those bars and clubs more often or it would make no difference. The proportion of respondents who indicated they would frequent bars and clubs less often were greater among the heterosexual survey participants.

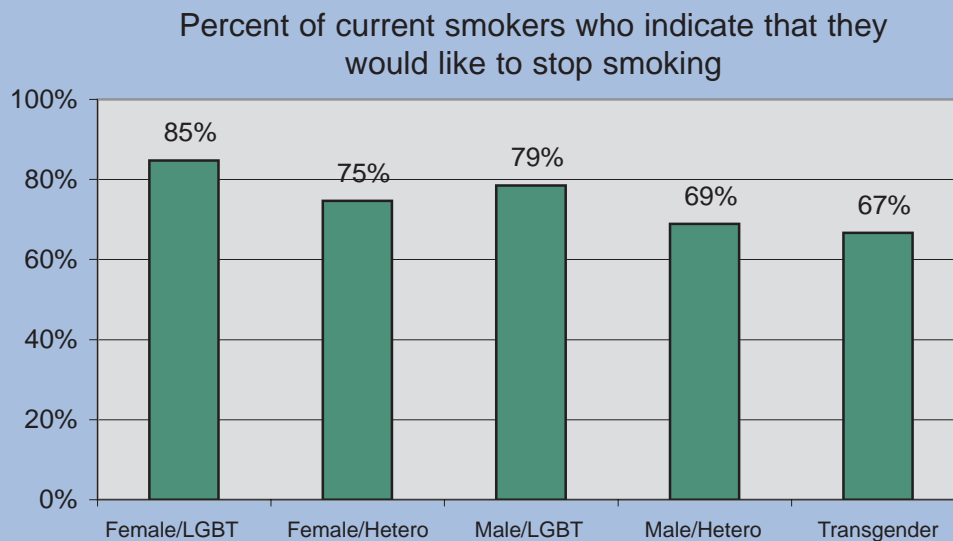
Response of survey participants when asked, “If there were a total ban on smoking in bars and clubs, would you frequent them” ... more often, less often, or would it make no difference?



Smoking Cessation

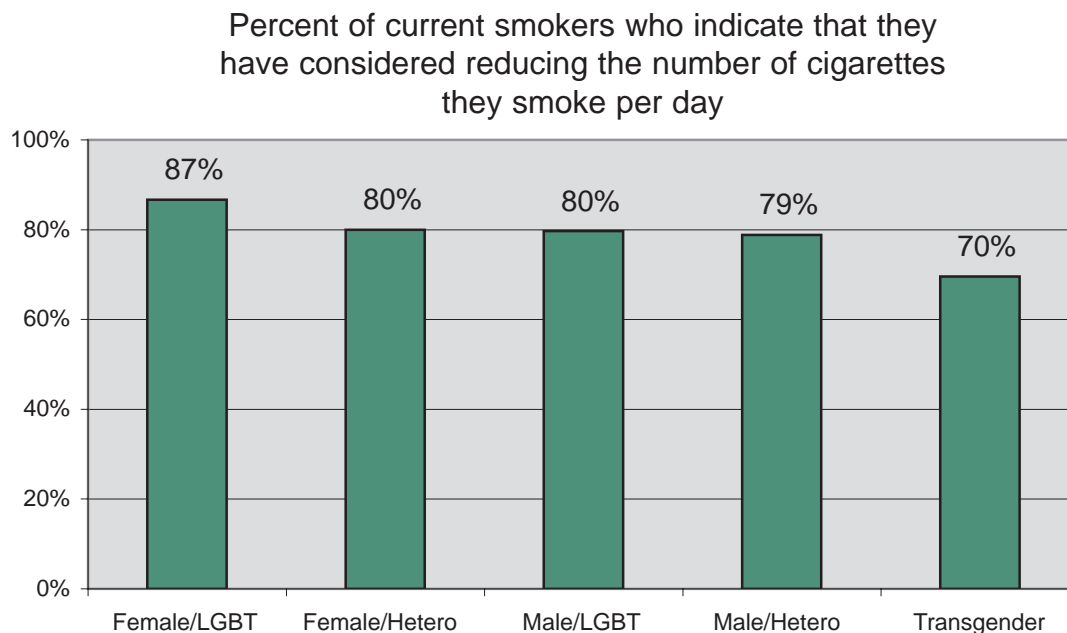
Desire to Quit Smoking

Among survey participants, lesbian and female bisexual smokers were most likely to indicate they would like to stop smoking. Regardless of gender or sexual orientation, the majority of smokers say they would like to stop.



Reducing Cigarette Consumption

Regardless of gender identification or sexual orientation, a significant proportion of survey participants indicated that they have at least considered reducing the number of cigarettes they smoke per day. This result indicates the general awareness that smoking is an unhealthy behavior and that most smokers are aware of the negative health consequences associated with smoking.



Awareness of Cessation Services in Idaho

Awareness of available cessation services varied among survey participants, however, local health departments were identified by the greatest proportion of survey participants. Idaho's online cessation service known as QuitNet was the second most identifiable cessation resource.

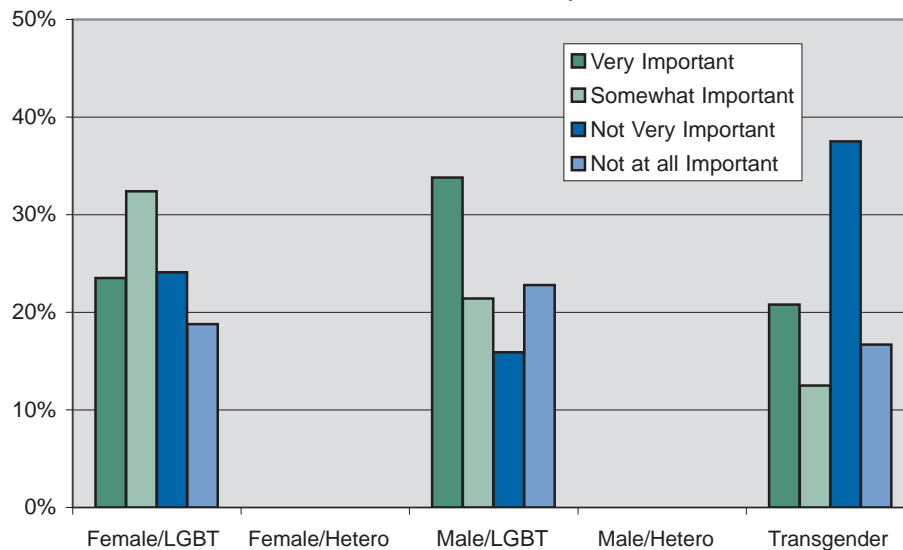
Percent of current smokers who indicate awareness of the services here in Idaho that might be available to help someone quit smoking



Importance of LGBT-Specific Cessation Services

Based on results of the LGBT Health Assessment survey, the importance of LGBT-specific cessation classes was pretty evenly split between those who thought it was important and those who thought it was not important. Although the results do not strongly indicate a necessity for LGBT-specific cessation classes, there may be some LGBT individuals who are much more likely to participate if the class was geared specifically to LGBT membership.

Percent of current LGBT smokers who indicate how important it is to them that a cessation class be LGBT specific



Tables

The following tables provide question by question results of the 2003 Idaho LGBT Health Assessment Survey.

DEMOGRAPHICS

What is your current age? (results were combined into the following age-groups)

	Female/LGBT		Female/Hetero		Male/LGBT		Male/Hetero		Transgender	
	#	%	#	%	#	%	#	%	#	%
18-24	131	21.7%	148	42.2%	111	25.2%	78	33.6%	33	45.8%
25-34	188	31.2%	108	30.8%	101	23.0%	75	32.3%	13	18.1%
35-44	147	24.4%	54	15.4%	127	28.9%	37	16.0%	12	16.7%
45-64	128	21.2%	38	10.8%	91	20.7%	37	16.0%	14	19.4%
65+	9	1.5%	3	0.9%	10	2.3%	5	2.2%	0	0.0%
	N=603		N=351		N=440		N=232		N=72	

Is your annual household income from all sources ... :

	Female/LGBT		Female/Hetero		Male/LGBT		Male/Hetero		Transgender	
	#	%	#	%	#	%	#	%	#	%
<\$10,000	82	13.6%	85	24.7%	70	15.8%	27	12.8%	22	31.9%
\$10-\$14,999	32	5.4%	21	6.1%	29	6.6%	21	9.3%	6	8.7%
\$15-\$19,999	29	4.9%	17	4.9%	29	6.6%	10	4.4%	6	8.7%
\$20-\$24,999	81	13.7%	41	11.9%	47	10.6%	25	11.0%	10	14.5%
\$25-\$34,999	87	14.7%	39	11.3%	53	12.0%	30	13.2%	7	10.1%
\$35-\$49,999	98	16.6%	43	12.5%	63	14.3%	38	16.7%	3	4.4%
\$50-\$74,999	82	13.9%	53	15.4%	70	15.8%	27	11.9%	8	11.6%
\$75,000+	79	13.4%	32	9.3%	68	15.4%	42	18.5%	6	8.7%
	N=592		N=344		N=442		N=227		N=69	

Have you had periods in your life where, over the course of a week, you missed five meals or more or were forced to seek public assistance because you were not able to afford food?

	Female/LGBT		Female/Hetero		Male/LGBT		Male/Hetero		Transgender	
	#	%	#	%	#	%	#	%	#	%
Never	465	76.5%	259	74.9%	338	76.1%	189	80.4%	43	59.7%
Only as a child	29	4.8%	15	4.3%	32	7.2%	17	7.2%	11	15.3%
1-2 times	59	9.7%	40	11.6%	37	8.3%	13	5.5%	5	6.9%
3-5 times	31	5.1%	13	3.8%	15	3.4%	4	1.7%	7	9.7%
6-10 times	10	1.6%	2	0.6%	7	1.6%	3	1.3%	2	2.8%
10 or more times	14	2.3%	17	4.9%	15	3.4%	9	3.8%	4	5.6%
	N=608		N=346		N=444		N=235		N=72	

What is the highest grade or year of school you completed?

	Female/LGBT		Female/Hetero		Male/LGBT		Male/Hetero		Transgender	
	#	%	#	%	#	%	#	%	#	%
None/K only	1	0.2%	0	0.0%	1	0.2%	0	0.0%	0	0.0%
grades 1-8	0	0.0%	0	0.0%	1	0.2%	0	0.0%	1	1.4%
grades 9-11	19	3.1%	14	4.0%	16	3.6%	10	4.3%	4	5.6%
grade 12/GED	114	18.6%	57	16.2%	103	23.1%	52	22.3%	19	26.4%
college 1-3 yrs	214	35.0%	143	40.6%	139	31.2%	82	35.2%	28	38.9%
college 4+ yrs	264	43.1%	138	39.2%	186	41.7%	89	38.2%	20	27.8%
	N=612		N=352		N=446		N=233		N=72	

Which of the following would you say best represents your racial or ethnic background?

	Female/LGBT		Female/Hetero		Male/LGBT		Male/Hetero		Transgender	
	#	%	#	%	#	%	#	%	#	%
White	558	90.9%	316	89.0%	395	88.2%	191	81.3%	63	87.5%
Black	4	0.7%	2	0.6%	2	0.5%	6	2.6%	2	2.8%
Hispanic/Latino	31	5.1%	19	5.4%	30	6.7%	14	6.0%	3	4.2%
Asian	8	1.3%	10	2.8%	11	2.5%	8	3.4%	3	4.2%
Hawaiian/Pacific Isl.	7	1.1%	6	1.7%	0	0.0%	2	0.9%	4	5.6%
Amer. Indian/AN	21	3.4%	6	1.7%	8	1.8%	9	3.8%	4	5.6%
Other	16	2.6%	4	1.1%	12	2.7%	20	8.5%	3	4.2%
	N=614		N=355		N=448		N=235		N=72	

How many children under 18-years-of-age live in your household?

	Female/LGBT		Female/Hetero		Male/LGBT		Male/Hetero		Transgender	
	#	%	#	%	#	%	#	%	#	%
None	414	74.2%	197	65.9%	349	87.3%	146	73.7%	53	84.1%
One	83	14.9%	62	20.7%	27	6.8%	23	11.6%	8	12.7%
Two	36	6.5%	33	11.0%	17	4.3%	25	12.6%	0	0.0%
Three	13	2.3%	5	1.7%	6	1.5%	2	1.0%	1	1.6%
Four	6	1.1%	0	0.0%	0	0.0%	1	0.5%	0	0.0%
Five or more	6	1.1%	2	0.7%	1	0.3%	0	0.0%	1	1.6%
	N=558		N=299		N=400		N=198		N=63	

TOBACCO

Have you smoked 100 cigarettes in your lifetime?

	Female/LGBT		Female/Hetero		Male/LGBT		Male/Hetero		Transgender	
	#	%	#	%	#	%	#	%	#	%
Yes	346	57.1%	178	51.2%	247	55.8%	126	54.8%	35	50.7%
No	260	42.9%	170	48.9%	196	44.2%	104	45.2%	34	49.3%
	N=606		N=348		N=443		N=230		N=69	

Do you now smoke everyday, some days, or not at all?

	Female/LGBT		Female/Hetero		Male/LGBT		Male/Hetero		Transgender	
	#	%	#	%	#	%	#	%	#	%
Everyday	133	38.7%	84	47.2%	123	49.8%	63	28.1%	22	62.9%
Some days	66	19.2%	42	23.6%	44	17.8%	27	15.2%	4	11.4%
Not at all	145	37.8%	52	29.2%	80	30.8%	34	56.7%	9	25.7%
	N=344		N=178		N=247		N=124		N=35	

*Note: denominator only includes those individuals who indicated they have smoked 100 or more cigarettes during their lifetime.

If you have never smoked, do you think you will smoke a cigarette any time in the next year?

	Female/LGBT		Female/Hetero		Male/LGBT		Male/Hetero		Transgender	
	#	%	#	%	#	%	#	%	#	%
Definitely yes	1	0.4%	3	1.9%	3	1.6%	2	2.0%	2	6.3%
Probably yes	9	3.8%	8	5.1%	9	4.8%	5	5.1%	0	0.0%
Probably not	38	15.9%	33	21.2%	35	18.7%	16	16.3%	10	31.3%
Definitely not	191	79.9%	112	71.8%	140	74.9%	75	76.5%	20	62.5%
	N=239		N=156		N=187		N=98		N=32	

*Note: denominator only includes those individuals that have never smoked (i.e. indicated they have never smoked 100 cigarettes during their lifetime).

During the past 7 days, on how many days were you in the same room with someone who was smoking cigarettes?

	Female/LGBT		Female/Hetero		Male/LGBT		Male/Hetero		Transgender	
	#	%	#	%	#	%	#	%	#	%
None	216	36.7%	97	28.6%	111	25.5%	45	20.2%	14	20.9%
1	95	16.2%	50	14.8%	70	16.1%	37	16.6%	15	22.4%
2	48	8.2%	33	9.7%	54	12.4%	18	8.1%	3	4.5%
3	56	9.5%	38	11.2%	50	11.5%	32	14.4%	6	9.0%
4	30	5.1%	26	7.7%	21	4.8%	15	6.7%	3	4.5%
5	20	3.4%	16	4.7%	17	3.9%	9	4.0%	1	1.5%
6	7	1.2%	15	4.4%	11	2.5%	3	1.4%	0	0.0%
7	116	19.7%	64	18.9%	102	23.4%	64	28.7%	25	37.3%
	N=588		N=339		N=436		N=223		N=67	

During the past 7 days, on how many days did you ride in a car with someone who was smoking cigarettes?

	Female/LGBT		Female/Hetero		Male/LGBT		Male/Hetero		Transgender	
	#	%	#	%	#	%	#	%	#	%
None	391	65.0%	191	56.0%	267	60.8%	116	51.1%	36	52.9%
1	36	6.0%	33	9.7%	48	10.9%	28	12.3%	11	16.2%
2	29	4.8%	19	5.6%	20	4.6%	15	6.6%	1	1.5%
3	26	4.3%	18	5.3%	13	3.0%	14	6.2%	3	4.4%
4	16	2.7%	9	2.6%	12	2.7%	6	2.6%	0	0.0%
5	16	2.7%	14	4.1%	10	2.3%	10	4.4%	3	4.4%
6	6	1.0%	6	1.8%	7	1.6%	2	0.9%	1	1.5%
7	82	13.6%	51	15.0%	62	14.1%	36	15.9%	13	19.1%
	N=602		N=341		N=439		N=227		N=68	

Which statement best describes the rules about smoking inside your home?

	Female/LGBT		Female/Hetero		Male/LGBT		Male/Hetero		Transgender	
	#	%	#	%	#	%	#	%	#	%
Not allowed anywhere	497	82.6%	285	82.9%	339	77.1%	176	76.9%	49	71.0%
Allowed some times...	63	10.5%	34	9.9%	51	11.6%	25	10.9%	10	14.5%
Allowed anywhere/time	42	7.0%	25	7.3%	50	11.4%	28	12.2%	10	14.5%
	N=602		N=344		N=440		N=229		N=69	

Have you ever regularly used chewing tobacco?

	Female/LGBT		Female/Hetero		Male/LGBT		Male/Hetero		Transgender	
	#	%	#	%	#	%	#	%	#	%
Yes	50	8.3%	6	1.8%	35	8.0%	35	15.2%	14	20.3%
No	550	91.7%	335	98.2%	405	92.0%	196	84.9%	55	79.7%
	N=600		N=341		N=440		N=231		N=69	

If you have ever used chewing tobacco or snuff regularly, do you currently use it everyday, some days, or not at all?

	Female/LGBT		Female/Hetero		Male/LGBT		Male/Hetero		Transgender	
	#	%	#	%	#	%	#	%	#	%
Everyday	Results are NOT provided for this question. The question does not reliably differentiate between former chewing tobacco users and those who have never used chewing tobacco.									
Some days										
Not at all										

If there were a total ban on smoking in bars and clubs, would you frequent them ... ?

	Female/LGBT		Female/Hetero		Male/LGBT		Male/Hetero		Transgender	
	#	%	#	%	#	%	#	%	#	%
More often	243	42.8%	128	38.1%	152	36.2%	57	27.3%	17	27.9%
Less often	93	16.4%	77	22.9%	76	18.1%	47	22.5%	12	19.7%
No difference	232	40.9%	131	39.0%	192	45.7%	105	50.2%	32	52.5%
	N=568		N=336		N=420		N=209		N=61	

17

ALCOHOL

During the past 30 days, how many days did you have at least 1 drink any alcoholic beverage?

	Female/LGBT		Female/Hetero		Male/LGBT		Male/Hetero		Transgender	
	#	SD	#	SD	#	SD	#	SD	#	SD
Mean # days	9.9	7.98	10.6	8.87	11.7	9.51	13.4	9.49	11.2	9.77
	N=454		N=277		N=380		N=198		N=56	

Note: there may be some bias due to non-response...

On the days when you drank, about how many drinks did you drink on the average?

	Female/LGBT		Female/Hetero		Male/LGBT		Male/Hetero		Transgender	
	#	SD	#	SD	#	SD	#	SD	#	SD
Mean # drinks	2.5	1.91	2.8	1.95	3.3	2.87	3.2	2.65	4.3	3.87
	N=471		N=279		N=384		N=209		N=55	

How many times during the past 30 days did you have 5 or more drinks on a single occasion?

	Female/LGBT		Female/Hetero		Male/LGBT		Male/Hetero		Transgender	
	#	%	#	%	#	%	#	%	#	%
None	339	61.7%	147	47.1%	181	44.8%	68	31.9%	31	47.0%
1 to 3 times	134	24.4%	94	30.1%	120	29.7%	70	32.9%	17	25.8%
4 to 9 times	52	9.5%	44	14.1%	53	13.1%	45	21.1%	8	12.1%
10+ times	24	4.4%	27	8.7%	50	12.4%	30	14.1%	10	15.2%
	N=549		N=312		N=404		N=213		N=66	

If you have ever drunk alcohol regularly, how old were you when you first started drinking regularly?

	Female/LGBT		Female/Hetero		Male/LGBT		Male/Hetero		Transgender	
	#	SD	#	SD	#	SD	#	SD	#	SD
Mean age	18.9	5.12	18.7	4.51	19.6	5.94	17.8	4.18	18.3	4.69
	N=443		N=224		N=362		N=175		N=51	

18

FEELINGS & SAFETY

Thinking back on your life, generally how would you describe ... *YOUR CHILDHOOD?*

	Female/LGBT		Female/Hetero		Male/LGBT		Male/Hetero		Transgender	
	#	%	#	%	#	%	#	%	#	%
Very Positive	99	16.6%	106	30.9%	96	21.9%	74	32.7%	9	13.2%
Positive	201	33.7%	117	34.1%	145	33.1%	91	40.3%	23	33.8%
Slightly Positive	74	12.4%	43	12.5%	77	17.6%	21	9.3%	8	11.8%
Slightly Negative	93	15.6%	31	9.0%	57	13.0%	17	7.5%	12	17.7%
Negative	82	13.8%	32	9.3%	42	9.6%	15	6.6%	11	16.2%
Very Negative	46	7.7%	11	3.2%	19	4.3%	8	3.5%	4	5.9%
N/A	1	0.2%	3	0.9%	2	0.5%	0	0.0%	1	1.5%
	N=596		N=343		N=438		N=226		N=68	

Thinking back on your life, generally how would you describe ... YOUR RELATIONSHIP WITH YOUR PARENTS?

	Female/LGBT		Female/Hetero		Male/LGBT		Male/Hetero		Transgender	
	#	%	#	%	#	%	#	%	#	%
Very Positive	103	17.5%	109	32.0%	99	22.8%	74	33.2%	9	13.2%
Positive	177	30.0%	116	34.0%	152	35.0%	76	34.1%	21	30.9%
Slightly Positive	120	20.3%	40	11.7%	94	21.7%	36	16.1%	16	23.5%
Slightly Negative	98	16.6%	48	14.1%	46	10.6%	13	5.8%	15	22.1%
Negative	64	10.9%	21	6.2%	27	6.2%	16	7.2%	2	2.9%
Very Negative	27	4.6%	3	0.9%	13	3.0%	8	3.6%	5	7.4%
N/A	1	0.2%	4	1.2%	3	0.7%	0	0.0%	0	0.0%
	N=590		N=341		N=434		N=223		N=68	

Thinking back on your life, generally how would you describe ... YOUR FEELINGS ABOUT YOURSELF?

	Female/LGBT		Female/Hetero		Male/LGBT		Male/Hetero		Transgender	
	#	%	#	%	#	%	#	%	#	%
Very Positive	91	15.4%	56	16.4%	78	17.9%	47	20.9%	10	14.7%
Positive	177	30.0%	122	35.8%	133	30.5%	92	40.9%	14	20.6%
Slightly Positive	94	15.9%	67	19.7%	81	18.6%	50	22.2%	14	20.6%
Slightly Negative	118	20.0%	63	18.5%	65	14.9%	25	11.1%	7	10.3%
Negative	70	11.8%	18	5.3%	47	10.8%	6	2.7%	13	19.1%
Very Negative	40	6.8%	15	4.4%	31	7.1%	5	2.2%	9	13.2%
N/A	1	0.2%	0	0.0%	1	0.2%	0	0.0%	1	1.5%
	N=591		N=341		N=436		N=225		N=68	

Thinking back on your life, generally how would you describe ... YOUR RELATIONSHIP WITH YOUR EMPLOYERS?

	Female/LGBT		Female/Hetero		Male/LGBT		Male/Hetero		Transgender	
	#	%	#	%	#	%	#	%	#	%
Very Positive	122	20.5%	65	19.0%	86	19.8%	51	22.7%	14	20.6%
Positive	289	48.5%	172	50.3%	204	46.9%	96	42.7%	17	25.0%
Slightly Positive	115	19.3%	64	18.7%	94	21.6%	41	18.2%	21	30.9%
Slightly Negative	44	7.4%	19	5.6%	33	7.6%	24	10.7%	5	7.4%
Negative	8	1.3%	6	1.8%	10	2.3%	5	2.2%	3	4.4%
Very Negative	4	0.7%	2	0.6%	2	0.5%	2	0.9%	3	4.4%
N/A	14	2.4%	14	4.1%	6	1.4%	6	2.7%	5	7.4%
	N=596		N=342		N=435		N=225		N=68	

Thinking back on your life, generally how would you describe ... *YOUR WORK ENVIRONMENT?*

	Female/LGBT		Female/Hetero		Male/LGBT		Male/Hetero		Transgender	
	#	%	#	%	#	%	#	%	#	%
Very Positive	95	16.1%	55	16.7%	75	17.6%	42	18.8%	11	16.4%
Positive	280	47.5%	161	48.8%	202	47.3%	98	43.8%	18	26.9%
Slightly Positive	138	23.4%	67	20.3%	103	24.1%	52	23.2%	15	22.4%
Slightly Negative	55	9.3%	27	8.2%	28	6.6%	12	5.4%	13	19.4%
Negative	7	1.2%	10	3.0%	11	2.6%	12	5.4%	2	3.0%
Very Negative	5	0.9%	2	0.6%	2	0.5%	3	1.3%	4	6.0%
N/A	10	1.7%	8	2.4%	6	1.4%	5	2.2%	4	6.0%
	N=590		N=330		N=427		N=224		N=67	

Thinking back on your life, generally how would you describe ... *YOUR EXPERIENCE LIVING IN THE TOWN YOU NOW LIVE IN?*

	Female/LGBT		Female/Hetero		Male/LGBT		Male/Hetero		Transgender	
	#	%	#	%	#	%	#	%	#	%
Very Positive	128	21.5%	106	30.9%	107	24.7%	63	27.9%	13	19.4%
Positive	273	45.9%	150	43.7%	175	40.3%	102	45.1%	23	34.3%
Slightly Positive	110	18.5%	58	16.9%	65	15.0%	40	17.7%	10	14.9%
Slightly Negative	57	9.6%	14	4.1%	58	13.4%	17	7.5%	7	10.5%
Negative	18	3.0%	10	2.9%	24	5.5%	4	1.8%	11	16.4%
Very Negative	7	1.2%	3	0.9%	5	1.2%	0	0.0%	2	3.0%
N/A	2	0.3%	2	0.6%	0	0.0%	0	0.0%	1	1.5%
	N=595		N=343		N=434		N=226		N=67	

Thinking back on your life, generally how would you describe ... *YOUR ELEMENTARY AND SECONDARY SCHOOL EXPERIENCE?*

	Female/LGBT		Female/Hetero		Male/LGBT		Male/Hetero		Transgender	
	#	%	#	%	#	%	#	%	#	%
Very Positive	50	8.5%	52	15.1%	43	10.0%	38	16.9%	5	7.4%
Positive	196	33.3%	126	36.6%	100	23.3%	79	35.1%	7	10.3%
Slightly Positive	162	27.5%	69	20.1%	95	22.1%	55	24.4%	11	16.2%
Slightly Negative	94	16.0%	51	14.8%	86	20.1%	26	11.6%	13	19.1%
Negative	54	9.2%	31	9.0%	67	15.6%	19	8.4%	19	27.9%
Very Negative	29	4.9%	15	4.4%	33	7.7%	8	3.6%	11	16.2%
N/A	4	0.7%	0	0.0%	5	1.2%	0	0.0%	2	2.9%
	N=589		N=344		N=429		N=225		N=68	

Thinking back on your life, generally how would you describe ... YOUR RELATIONSHIP WITH YOUR FAITH OR RELIGION?

	Female/LGBT		Female/Hetero		Male/LGBT		Male/Hetero		Transgender	
	#	%	#	%	#	%	#	%	#	%
Very Positive	71	12.1%	52	15.4%	60	13.9%	43	19.2%	11	16.2%
Positive	97	16.5%	66	19.5%	76	17.6%	47	21.0%	6	8.8%
Slightly Postive	93	15.8%	62	18.3%	57	13.2%	35	15.6%	8	11.8%
Slightly Negative	62	10.5%	37	11.0%	56	13.0%	15	6.7%	7	10.3%
Negative	58	9.9%	24	7.1%	46	10.7%	8	3.6%	6	8.8%
Very Negative	64	10.9%	8	2.4%	49	11.4%	11	4.9%	12	17.7%
N/A	143	24.3%	89	26.3%	87	20.2%	65	29.0%	18	26.5%
	N=588		N=338		N=431		N=224		N=68	

Thinking back on your life, generally how would you describe ... YOUR RELATIONSHIP WITH YOUR CHILDREN?

	Female/LGBT		Female/Hetero		Male/LGBT		Male/Hetero		Transgender	
	#	%	#	%	#	%	#	%	#	%
Very Positive	104	19.5%	60	18.1%	48	12.1%	43	20.4%	9	13.6%
Positive	64	12.0%	40	12.1%	28	7.0%	23	10.9%	6	9.1%
Slightly Postive	12	2.3%	14	4.2%	9	2.3%	13	6.2%	2	3.0%
Slightly Negative	0	0.0%	0	0.0%	2	0.5%	3	1.4%	0	0.0%
Negative	1	0.2%	0	0.0%	0	0.0%	1	0.5%	0	0.0%
Very Negative	6	1.1%	2	0.6%	2	0.5%	2	1.0%	2	3.0%
N/A	347	65.0%	215	65.0%	309	77.6%	126	59.2%	47	71.2%
	N=534		N=331		N=398		N=211		N=66	

Thinking back on your life, generally how would you describe ... YOUR EXPERIENCE RAISING YOUR CHILDREN?

	Female/LGBT		Female/Hetero		Male/LGBT		Male/Hetero		Transgender	
	#	%	#	%	#	%	#	%	#	%
Very Positive	82	15.4%	58	17.6%	45	11.4%	37	17.4%	7	10.6%
Positive	69	13.0%	37	11.2%	28	7.1%	34	16.0%	7	10.6%
Slightly Postive	18	3.4%	12	3.6%	11	2.8%	10	4.7%	0	0.0%
Slightly Negative	5	1.0%	7	2.1%	3	0.8%	1	0.5%	2	3.0%
Negative	2	0.4%	0	0.0%	4	1.0%	1	0.5%	1	1.5%
Very Negative	2	0.4%	2	0.6%	1	0.3%	0	0.0%	2	3.0%
N/A	355	66.6%	214	64.9%	304	76.8%	130	61.0%	47	71.2%
	N=533		N=330		N=396		N=213		N=66	

Overall, does the future to you look better, worse, or about the same?

	Female/LGBT		Female/Hetero		Male/LGBT		Male/Hetero		Transgender	
	#	%	#	%	#	%	#	%	#	%
Better	413	70.1%	226	69.1%	308	70.6%	152	70.7%	42	62.7%
About the same	154	26.2%	82	25.1%	101	23.2%	46	21.4%	15	22.4%
Worse	22	3.7%	19	5.8%	27	6.2%	17	7.9%	10	14.9%
	N=589		N=327		N=436		N=215		N=67	

Please indicate how you would feel being OUT or openly bringing a same gender partner in each of the following situations:

Holding hands in church or synagogue or other house of worship.

	Female/LGBT		Male/LGBT		Transgender	
	#	%	#	%	#	%
Welcome & safe	95	16.1%	80	18.6%	16	24.2%
Unwelcome but safe	125	21.2%	93	21.6%	14	21.2%
Unsafe	105	17.8%	93	21.6%	7	10.6%
At risk of violence	21	3.6%	19	4.4%	2	3.0%
N/A	243	41.3%	146	33.9%	27	40.9%
	N=589		N=431		N=66	

Disclosing sexual orientation to your doctor.

	Female/LGBT		Male/LGBT		Transgender	
	#	%	#	%	#	%
Welcome & safe	439	74.4%	289	66.4%	36	55.4%
Unwelcome but safe	110	18.6%	103	23.7%	15	23.1%
Unsafe	16	2.7%	20	4.6%	4	6.2%
At risk of violence	3	0.5%	1	0.2%	1	1.5%
N/A	22	3.7%	22	5.1%	9	13.9%
	N=590		N=435		N=65	

Putting a photograph of you and a same gender partner on your desk at work.

	Female/LGBT		Male/LGBT		Transgender	
	#	%	#	%	#	%
Welcome & safe	268	45.1%	194	44.9%	25	38.5%
Unwelcome but safe	149	25.1%	104	24.1%	6	9.2%
Unsafe	114	19.2%	89	20.6%	14	21.5%
At risk of violence	12	2.0%	9	2.1%	4	6.2%
N/A	51	8.6%	36	8.3%	16	24.6%
	N=594		N=432		N=65	

Openly bringing a same gender partner to dinner at your parents home.

	Female/LGBT		Male/LGBT		Transgender	
	#	%	#	%	#	%
Welcome & safe	386	64.9%	254	58.4%	34	53.1%
Unwelcome but safe	108	18.2%	101	23.2%	9	14.1%
Unsafe	51	8.6%	42	9.7%	6	9.4%
At risk of violence	12	2.0%	14	3.2%	2	3.1%
N/A	38	6.4%	24	5.5%	13	20.3%
	N=595		N=435		N=64	

Holding hands while walking through your county fair or some similar event.

	Female/LGBT		Male/LGBT		Transgender	
	#	%	#	%	#	%
Welcome & safe	107	18.1%	38	8.8%	15	23.1%
Unwelcome but safe	148	25.1%	85	19.6%	13	20.0%
Unsafe	242	41.0%	158	36.5%	14	21.5%
At risk of violence	80	13.6%	140	32.3%	14	21.5%
N/A	13	2.2%	12	2.8%	9	13.9%
	N=590		N=433		N=65	

Eating a romantic dinner and holding hands in most restaurants in the town where you now live.

	Female/LGBT		Male/LGBT		Transgender	
	#	%	#	%	#	%
Welcome & safe	131	22.1%	72	16.6%	18	27.3%
Unwelcome but safe	223	37.7%	139	32.0%	17	25.8%
Unsafe	182	30.7%	149	34.3%	13	19.7%
At risk of violence	42	7.1%	67	15.4%	9	13.6%
N/A	14	2.4%	7	1.6%	9	13.6%
	N=592		N=434		N=66	

Asking for one bed if you were to check in to stay the night at any hotel in the town where you live.

	Female/LGBT		Male/LGBT		Transgender	
	#	%	#	%	#	%
Welcome & safe	265	45.0%	171	39.4%	28	42.4%
Unwelcome but safe	228	38.7%	179	41.2%	18	27.3%
Unsafe	70	11.9%	55	12.7%	8	12.1%
At risk of violence	7	1.2%	16	3.7%	1	1.5%
N/A	19	3.2%	13	3.0%	11	16.7%
	N=589		N=434		N=66	

Slow dancing with a same gender partner in the bar you visit most often.

	Female/LGBT		Male/LGBT		Transgender	
	#	%	#	%	#	%
Welcome & safe	347	58.8%	273	63.2%	38	57.6%
Unwelcome but safe	69	11.7%	27	6.3%	6	9.1%
Unsafe	53	9.0%	42	9.7%	3	4.6%
At risk of violence	27	4.6%	34	7.9%	4	6.1%
N/A	94	15.9%	56	13.0%	15	22.7%
	N=589		N=432		N=66	

HARASSMENT & DISCRIMINATION

Do you feel that your sexual orientation or gender identity was ever the reason you were fired from a job, denied a promotion, etc.?

	Female/LGBT		Male/LGBT		Transgender	
	#	%	#	%	#	%
Never	399	68.1%	269	62.3%	29	46.0%
1-2 times	103	17.6%	117	27.1%	17	27.0%
3-5 times	17	2.9%	6	1.4%	5	7.9%
5+ times	10	1.7%	6	1.4%	3	4.8%
N/A	57	9.7%	34	7.9%	29	46.0%
	N=586		N=432		N=63	

Were you ever fired from a job, denied a promotion, compensation, or benefits and your employer STATED that your sexual orientation or gender identity was a factor?

	Female/LGBT		Male/LGBT		Transgender	
	#	%	#	%	#	%
Never	442	75.8%	305	70.4%	40	65.6%
1-2 times	40	6.9%	44	10.2%	8	13.1%
3-5 times	4	0.7%	4	0.9%	1	1.6%
5+ times	0	0.0%	4	0.9%	1	1.6%
N/A	97	16.6%	76	17.6%	11	18.0%
	N=583		N=433		N=61	

Whether or not you were asked directly, have you felt you were expected to deny or hide your orientation or gender identity at work?

	Female/LGBT		Male/LGBT		Transgender	
	#	%	#	%	#	%
Never	247	42.4%	144	33.3%	19	31.2%
1-2 times	120	20.6%	126	29.2%	14	23.0%
3-5 times	73	12.5%	45	10.4%	5	8.2%
5+ times	106	18.2%	95	22.0%	16	26.2%
N/A	36	6.2%	22	5.1%	7	11.5%
	N=582		N=432		N=61	

Were you ever verbally harassed for, criticized for, or asked to deny or hide your sexual orientation or gender identity at work?

	Female/LGBT		Male/LGBT		Transgender	
	#	%	#	%	#	%
Never	363	62.5%	252	58.1%	24	40.7%
1-2 times	112	19.3%	88	20.3%	17	28.8%
3-5 times	38	6.5%	21	4.8%	0	0.0%
5+ times	19	3.3%	34	7.8%	7	11.9%
N/A	49	8.4%	39	9.0%	11	18.6%
	N=581		N=434		N=59	

At any time in your life, has a person ever verbally harassed you using homophobic or antagonistic slurs, gestures or name calling that indicated that they thought or knew you were gay?

	Female/LGBT		Male/LGBT		Transgender	
	#	%	#	%	#	%
Never	160	27.5%	57	13.2%	12	19.7%
1-2 times	177	30.4%	82	18.9%	10	16.4%
3-5 times	108	18.6%	81	18.7%	8	13.1%
6-10 times	63	10.8%	40	9.2%	8	13.1%
11-20 times	27	4.6%	44	10.2%	4	6.6%
20+ times	47	8.1%	129	29.8%	19	31.2%
	N=582		N=433		N=61	

Has your property ever been vandalized, defaced, or inscribed with a message containing homophobic slurs, gestures, or name calling that indicated they thought or knew you were gay?

	Female/LGBT		Male/LGBT		Transgender	
	#	%	#	%	#	%
Never	466	79.9%	291	67.2%	37	60.7%
1-2 times	94	16.1%	84	19.4%	17	27.9%
3-5 times	15	2.6%	30	6.9%	2	3.3%
6-10 times	6	1.0%	14	3.2%	2	3.3%
11-20 times	0	0.0%	5	1.2%	0	0.0%
20+ times	2	0.3%	9	2.1%	3	4.9%
	N=583		N=433		N=61	

Has a person ever threatened physical violence to you, your partner, your child or other family member or your pet indicated they thought or knew you were gay?

	Female/LGBT		Male/LGBT		Transgender	
	#	%	#	%	#	%
Never	431	73.8%	186	43.1%	27	43.6%
1-2 times	109	18.7%	143	33.1%	16	25.8%
3-5 times	34	5.8%	53	12.3%	3	4.8%
6-10 times	7	1.2%	19	4.4%	2	3.2%
11-20 times	1	0.2%	6	1.4%	5	8.1%
20+ times	2	0.3%	25	5.8%	9	14.5%
	N=584		N=432		N=61	

Your primary workplace has a fair employment policy that includes ...

	Female/LGBT		Male/LGBT		Transgender	
	#	%	#	%	#	%
Sexual orientation	140	27.5%	137	36.3%	7	12.7%
Gender identity	6	1.2%	10	2.7%	2	3.6%
It doesn't include either	117	22.9%	95	25.2%	16	29.1%
don't know/not sure	140	27.5%	75	19.9%	14	25.5%
N/A	107	21.0%	60	15.9%	16	29.1%
	N=510		N=377		N=55	

VIOLENCE & SUICIDE

Do you know of incidents in your city, town, or community where someone was hit, attacked, or injured as the result of anti-gay or transphobic violence.

	Female/LGBT		Female/Hetero		Male/LGBT		Male/Hetero		Transgender	
	#	%	#	%	#	%	#	%	#	%
No	147	27.0%	138	43.3%	102	25.4%	98	50.0%	15	24.2%
1-2 times	214	39.3%	114	35.7%	143	35.6%	56	28.6%	13	21.0%
3-5 times	97	17.8%	41	12.9%	88	21.9%	28	14.3%	15	24.2%
5 + times	86	15.8%	26	8.2%	69	17.2%	14	7.1%	19	30.7%
	N=544		N=319		N=402		N=196		N=62	

Have any of your friends or family members ever experienced anti-gay harassment or LGBT name calling while they attended an Idaho public school?

	Female/LGBT		Female/Hetero		Male/LGBT		Male/Hetero		Transgender	
	#	%	#	%	#	%	#	%	#	%
Yes	227	41.8%	145	45.6%	186	47.8%	60	30.9%	36	58.1%
No	145	26.7%	64	20.1%	104	26.7%	77	39.7%	12	19.4%
Not sure	171	31.5%	109	34.3%	99	25.5%	57	29.4%	14	22.6%
	N=543		N=318		N=389		N=194		N=62	

As a child were you ever sexually molested or assaulted, fondled or touched improperly by an adult?

	Female/LGBT		Female/Hetero		Male/LGBT		Male/Hetero		Transgender	
	#	%	#	%	#	%	#	%	#	%
Yes	223	40.8%	78	24.5%	112	28.1%	24	12.1%	20	32.3%
No	301	55.0%	232	73.0%	265	66.6%	167	83.9%	38	61.3%
Not sure	23	4.2%	8	2.5%	21	5.3%	8	4.0%	4	6.5%
	N=547		N=318		N=398		N=199		N=62	

As an adult have you ever been the victim of rape or sexual assault?

	Female/LGBT		Female/Hetero		Male/LGBT		Male/Hetero		Transgender	
	#	%	#	%	#	%	#	%	#	%
Yes	159	29.1%	71	22.8%	57	14.2%	6	3.1%	15	24.2%
No	387	70.9%	241	77.2%	344	85.8%	188	96.9%	47	75.8%
	N=546		N=312		N=401		N=194		N=62	

Has any one in your family ever committed suicide?

	Female/LGBT		Female/Hetero		Male/LGBT		Male/Hetero		Transgender	
	#	%	#	%	#	%	#	%	#	%
Yes	79	14.5%	44	14.0%	48	11.9%	21	10.7%	15	24.2%
No	413	75.9%	249	79.3%	321	79.7%	168	85.3%	44	71.0%
Not sure	52	10.0%	21	6.7%	34	8.4%	8	4.1%	3	4.8%
	N=544		N=314		N=403		N=197		N=62	

Have you ever attempted suicide?

	Female/LGBT		Female/Hetero		Male/LGBT		Male/Hetero		Transgender	
	#	%	#	%	#	%	#	%	#	%
Yes	120	22.2%	56	17.7%	98	24.3%	24	12.2%	21	33.9%
No	412	76.2%	256	81.0%	297	73.7%	171	87.2%	39	62.9%
Not sure	9	1.7%	4	1.3%	8	2.0%	1	0.5%	2	3.2%
	N=541		N=316		N=403		N=196		N=62	

SOCIAL LIFE & SCHOOL EXPERIENCE

Average number of hours spent per day engaged in the following behaviors ...

Event	LGBT	Hetero	LGBT	Hetero	Trans-
	Female	Female	Male	Male	gender
Watch television	2.1	2.0	2.3	2.3	2.3
Listen to the radio	3.0	3.2	3.0	3.2	3.8
Surf the internet	1.2	1.2	2.1	1.8	2.3
Read publications	1.3	1.3	1.4	1.5	1.4

Your experience with Idaho Public Schools (K through 12) ...

	Female/LGBT		Female/Hetero		Male/LGBT		Male/Hetero		Transgender	
	#	%	#	%	#	%	#	%	#	%
Attended Idaho schools	380	61.9%	251	70.7%	301	67.2%	155	66.0%	51	70.8%
School tried to make LGBT students safe	24	6.3%	24	9.6%	21	7.0%	27	17.4%	2	3.9%
School did NOT try to make LGBT students feel safe	201	52.9%	111	44.2%	171	56.8%	50	32.3%	28	54.9%
You were "out" as LGBT student at your school	33	8.7%	N/A		40	13.3%	N/A		7	13.7%
You felt it was unsafe to be "out" at your school	138	36.3%	26	10.4%	176	58.5%	9	5.8%	16	31.4%
You felt safe at your school	69	18.2%	78	31.1%	56	18.6%	44	28.4%	10	19.6%
You experienced LGBT harassment and name calling at your school	87	22.9%	34	13.6%	132	43.9%	10	6.5%	20	39.2%
You had at least one threat of physical violence (because of LGBT status)	46	12.1%	11	4.4%	98	32.6%	9	5.8%	20	39.2%
If you experienced harassment, you reported it to school administrators	18	4.7%	2	0.8%	37	12.3%	3	1.9%	7	13.7%

Denominator for above measures includes only those respondents who indicated that they did attend Idaho public schools.

HEALTH & HEALTHCARE

Would you say that in general, your health is ... ?

	Female/LGBT		Female/Hetero		Male/LGBT		Male/Hetero		Transgender	
	#	%	#	%	#	%	#	%	#	%
Excellent	112	19.8%	55	17.1%	122	29.8%	45	21.1%	10	16.7%
Very Good	208	36.7%	129	40.2%	151	36.9%	88	41.3%	22	36.7%
Good	182	32.1%	108	33.6%	112	27.4%	65	30.5%	18	30.0%
Fair	61	10.8%	24	7.5%	18	4.4%	13	6.1%	4	6.7%
Poor	4	0.7%	5	1.6%	6	1.5%	2	0.9%	6	10.0%
	N=567		N=321		N=409		N=213		N=60	

Are you living with a physical or mental disability or life threatening illness?

	Female/LGBT		Female/Hetero		Male/LGBT		Male/Hetero		Transgender	
	#	%	#	%	#	%	#	%	#	%
Yes	89	15.7%	23	7.3%	58	14.3%	23	11.0%	21	35.0%
No	479	84.3%	291	92.7%	347	85.7%	171	87.2%	39	65.0%
	N=568		N=314		N=405		N=209		N=60	

Do you have any kind of health care coverage?

	Female/LGBT		Female/Hetero		Male/LGBT		Male/Hetero		Transgender	
	#	%	#	%	#	%	#	%	#	%
Yes	440	79.7%	250	82.0%	295	74.5%	155	78.7%	40	66.7%
No	112	20.3%	55	18.0%	101	25.5%	42	21.3%	20	33.3%
	N=552		N=305		N=396		N=197		N=60	

How would you rate your satisfaction with your overall health care?

	Female/LGBT		Female/Hetero		Male/LGBT		Male/Hetero		Transgender	
	#	%	#	%	#	%	#	%	#	%
Excellent	82	14.7%	37	11.7%	80	19.8%	31	15.0%	10	16.7%
Very Good	168	30.1%	86	27.1%	123	30.5%	53	25.6%	14	23.3%
Good	181	32.4%	100	31.6%	109	27.0%	55	26.6%	10	16.7%
Fair	78	14.0%	48	15.1%	38	9.4%	39	18.8%	10	16.7%
Poor	29	5.2%	22	6.9%	23	5.7%	12	5.8%	9	15.0%
N/A	21	3.8%	24	7.6%	31	7.7%	17	8.2%	7	11.7%
	N=559		N=317		N=404		N=207		N=60	

CURRENT SMOKERS & FORMER SMOKERS

During the past 30 days, on how many days did you smoke cigarettes?

	Female/LGBT		Female/Hetero		Male/LGBT		Male/Hetero		Transgender	
	#	SD	#	SD	#	SD	#	SD	#	SD
Mean # days	24.1	9.7	22.8	10.1	24.6	9.5	23.8	9.1	27.6	6.6
	N=184		N=110		N=149		N=87		N=25	

Note: Denominator only includes those respondents who indicated that they have smoked at least 100 cigarettes and they now smoke every day or some days (i.e. current smokers)

During the past 30 days, on the days that you did smoke, about how many cigarettes a day did you usually smoke?

	Female/LGBT		Female/Hetero		Male/LGBT		Male/Hetero		Transgender	
	#	SD	#	SD	#	SD	#	SD	#	SD
Mean # cigarettes	11.1	8.7	8.3	6	12.9	10.1	10.2	8.6	10.8	6.6
	N=187		N=109		N=155		N=85		N=25	

Note: Denominator only includes those respondents who indicated that they have smoked at least 100 cigarettes and they now smoke every day or some days (i.e. current smokers)

How old were you the first time you smoked a cigarette, even one or two puffs?

	Female/LGBT		Female/Hetero		Male/LGBT		Male/Hetero		Transgender	
	#	SD	#	SD	#	SD	#	SD	#	SD
Mean age	13.9	4.7	14.0	3.7	13.9	4.9	13.6	3.7	12.2	2.8
	N=316		N=160		N=231		N=111		N=31	

Note: Denominator includes all current and former smokers.

How old were you when you first started smoking cigarettes regularly?

	Female/LGBT		Female/Hetero		Male/LGBT		Male/Hetero		Transgender	
	#	SD	#	SD	#	SD	#	SD	#	SD
Mean age	17.6	4.4	16.8	3.8	17.2	4.5	18.5	6.2	14.7	3.6
	N=307		N=150		N=217		N=107		N=30	

Note: Denominator includes all current and former smokers.

When you FIRST began smoking regularly, you smoked primarily ... ?

	Female/LGBT		Female/Hetero		Male/LGBT		Male/Hetero		Transgender	
	#	%	#	%	#	%	#	%	#	%
At home	53	21.1%	19	13.3%	29	16.4%	11	11.5%	3	10.3%
Way home from school	53	21.1%	50	35.0%	57	32.2%	21	21.9%	12	41.4%
On college campus	24	9.6%	9	6.3%	17	9.6%	7	7.3%	1	3.5%
At work	12	4.8%	6	4.2%	17	9.6%	12	12.5%	1	3.5%
Way home from work	4	1.6%	1	0.7%	5	2.8%	5	5.2%	0	0.0%
In bars or clubs	61	24.3%	25	17.5%	23	13.0%	18	18.8%	2	6.9%
Coffeeshop/restaurant	4	1.6%	6	4.2%	4	2.3%	7	7.3%	1	3.5%
Other	40	15.9%	27	18.9%	25	14.1%	15	15.6%	9	31.0%
	N=251		N=143		N=177		N=96		N=29	

Note: Denominator includes all current and former smokers.

QUIT ATTEMPTS

How many times have you tried to quit smoking?

	Female/LGBT		Female/Hetero		Male/LGBT		Male/Hetero		Transgender	
	#	%	#	%	#	%	#	%	#	%
Never have tried to quit	33	11.0%	28	18.0%	25	11.5%	15	14.0%	5	17.9%
1-2 times	113	37.8%	57	36.5%	60	27.5%	40	37.4%	11	39.3%
3-5 times	97	32.4%	42	26.9%	76	34.9%	29	27.1%	7	25.0%
6-10 times	31	10.4%	22	14.1%	35	16.1%	14	13.1%	1	3.6%
11-20 times	12	4.0%	7	4.5%	6	2.3%	4	3.7%	1	3.6%
20 or more times	13	4.4%	0	0.0%	16	7.3%	5	4.7%	3	10.7%
	N=299		N=156		N=218		N=107		N=28	

Note: Denominator includes all current and former smokers.

How long did you stay off cigarettes during your most recent quit attempt? Would you say it was ...

	Female/LGBT		Female/Hetero		Male/LGBT		Male/Hetero		Transgender	
	#	%	#	%	#	%	#	%	#	%
A day	12	4.6%	6	4.7%	13	6.8%	2	2.1%	4	15.4%
A couple of days	18	6.8%	8	6.2%	17	8.9%	13	13.8%	1	3.9%
A week	19	7.2%	9	7.0%	14	7.3%	12	12.8%	0	0.0%
A couple of weeks	17	6.5%	9	7.0%	16	8.3%	11	11.7%	2	7.7%
A month	9	3.4%	4	3.1%	10	5.2%	8	8.5%	1	3.9%
A couple of months	42	16.0%	29	22.5%	30	15.6%	12	12.8%	6	23.1%
More than 6 months	146	55.1%	64	49.6%	92	47.9%	36	38.3%	12	46.2%
	N=263		N=129		N=192		N=94		N=26	

Note: Denominator includes all current and former smokers who have tried to quit smoking at least once.

The last time you quit (or tried to quit) smoking, did you use any form of nicotine replacement?

	Female/LGBT		Female/Hetero		Male/LGBT		Male/Hetero		Transgender	
	#	%	#	%	#	%	#	%	#	%
NRT-gum	40	11.6%	5	2.8%	21	8.5%	13	10.5%	0	0.0%
NRT-patch	32	9.3%	8	4.5%	37	15.0%	14	11.3%	4	11.4%
NRT-pills	11	3.2%	1	0.6%	18	7.3%	3	2.4%	3	8.6%
NRT-nasal spry	0	0.0%	0	0.0%	1	0.4%	0	0.0%	0	0.0%
NRT-inhaler	5	1.5%	1	0.6%	2	0.8%	0	0.0%	0	0.0%

Note: Denominator includes all current and former smokers who have tried to quit smoking at least once.

Note: results will not add to 100% because respondents were asked to choose all NRTs that apply.

The last time you quit (or tried to quit) smoking, which of the following methods do you feel was most successful?

	Female/LGBT		Female/Hetero		Male/LGBT		Male/Hetero		Transgender	
	#	%	#	%	#	%	#	%	#	%
Quit cold turkey	170	49.4%	87	48.9%	113	45.8%	63	50.8%	11	31.4%
NRT (patch, gum, etc.)	52	15.1%	9	5.1%	45	18.2%	16	12.9%	7	20.0%
Gradually reduced	27	7.9%	9	5.1%	14	5.7%	6	4.8%	4	11.4%
Attended class or clinic	10	2.9%	0	0.0%	8	3.2%	2	1.6%	0	0.0%
On-line or internet class	2	0.6%	0	0.0%	2	0.8%	0	0.0%	0	0.0%
Self-help materials	5	1.5%	2	1.1%	8	3.2%	6	4.8%	0	0.0%
Acupuncture	0	0.0%	0	0.0%	0	0.0%	0	0.0%	0	0.0%
Hypnosis	0	0.0%	0	0.0%	4	1.6%	1	0.8%	0	0.0%

Note: Denominator includes all current and former smokers who have tried to quit smoking at least once.

Note: results will not add to 100% because respondents were asked to choose all NRTs that apply.

If you have ever used nicotine replacement therapy (NRT) ... in your opinion was it worth the money?

	Female/LGBT		Female/Hetero		Male/LGBT		Male/Hetero		Transgender	
	#	%	#	%	#	%	#	%	#	%
Yes	42	18.3%	9	7.6%	40	22.1%	17	19.5%	2	9.1%
No	60	26.1%	27	22.7%	62	34.3%	19	21.8%	7	31.8%
Never have used NRT	128	55.7%	83	69.8%	79	43.7%	51	58.6%	13	59.1%
	N= 230		N= 119		N= 181		N= 87		N= 22	

Note: Denominator includes all current and former smokers.

CURRENT SMOKERS

What is the name of the cigarette brand of your favorite cigarette?

	Female/LGBT		Female/Hetero		Male/LGBT		Male/Hetero		Transgender	
	#	%	#	%	#	%	#	%	#	%
Camel	43	33.1%	43	50.0%	43	33.6%	43	68.3%	10	52.6%
GPC/Basic/Doral	4	3.1%	0	0.0%	3	2.3%	0	0.0%	0	0.0%
Marlboro	52	40.0%	28	32.6%	53	41.4%	11	17.5%	5	26.3%
Newport	4	3.1%	0	0.0%	2	1.6%	1	1.6%	0	0.0%
Virgina Slims	1	0.8%	2	2.3%	0	0.0%	0	0.0%	0	0.0%
No Usual Brand	26	20.0%	13	15.1%	27	21.1%	8	12.7%	4	21.1%

N=

Note: Denominator includes all current smokers.

What are your reasons for smoking?

	Female/LGBT		Female/Hetero		Male/LGBT		Male/Hetero		Transgender	
	#	%	#	%	#	%	#	%	#	%
You are addicted	91	45.7%	48	38.1%	89	53.3%	42	46.7%	20	76.9%
You like the image	8	4.0%	4	3.2%	9	5.4%	9	10.0%	7	26.9%
It helps deal with stress	83	41.7%	50	39.7%	67	40.1%	28	31.1%	13	50.0%
It is a habit	107	53.8%	63	50.0%	94	56.3%	47	52.2%	19	73.1%
You like the ritual	47	23.6%	33	26.2%	34	20.4%	22	24.4%	10	38.5%
It reduces urge to eat ...	37	18.6%	27	21.4%	37	22.2%	8	8.9%	11	42.3%
Helps to feel comfortable	31	15.6%	19	15.1%	29	17.4%	13	14.4%	5	19.2%
Gives hands something...	69	34.7%	39	31.0%	45	27.0%	29	32.2%	12	46.2%

Note: Denominator includes all current smokers.

Note: results will not add to 100% because respondents were asked to choose all NRTs that apply.

During the past 12 months have you stopped smoking one day or longer because you wanted to quit?

	Female/LGBT		Female/Hetero		Male/LGBT		Male/Hetero		Transgender	
	#	%	#	%	#	%	#	%	#	%
Yes	93	61.2%	50	52.1%	73	54.9%	56	70.0%	9	42.8%
No	59	38.8%	46	47.9%	60	45.1%	24	30.0%	12	57.1%

N=152

N=96

N=133

N=80

N=21

Note: Denominator includes all current smokers.

Would you like to stop smoking?

	Female/LGBT		Female/Hetero		Male/LGBT		Male/Hetero		Transgender	
	#	%	#	%	#	%	#	%	#	%
Yes	127	84.7%	71	74.7%	102	78.5%	51	68.9%	14	66.7%
No	23	15.3%	24	25.3%	28	21.5%	23	31.1%	7	33.3%
	N=150		N=95		N=130		N=74		N=21	

Note: Denominator includes all current smokers.

Are you contemplating quitting smoking in the next six months?

	Female/LGBT		Female/Hetero		Male/LGBT		Male/Hetero		Transgender	
	#	%	#	%	#	%	#	%	#	%
Yes	115	73.7%	63	64.3%	83	62.9%	48	62.3%	11	52.4%
No	41	26.3%	35	35.7%	49	37.1%	29	37.7%	10	47.6%
	N=156		N=98		N=132		N=77		N=21	

Note: Denominator includes all current smokers.

If you decided to give up smoking altogether, how likely do you think you would be to succeed?

	Female/LGBT		Female/Hetero		Male/LGBT		Male/Hetero		Transgender	
	#	%	#	%	#	%	#	%	#	%
Very likely	52	32.7%	40	40.4%	59	43.7%	32	39.5%	11	57.9%
Somewhat likely	59	37.1%	32	32.3%	37	27.4%	25	30.9%	2	10.5%
Somewhat unlikely	32	20.1%	22	22.2%	27	20.0%	18	22.2%	2	10.5%
Very unlikely	52	32.7%	5	5.1%	12	8.9%	6	7.4%	4	21.1%
	N=159		N=99		N=135		N=81		N=19	

Note: Denominator includes all current smokers.

How important is it to you to have a stop smoking program specifically for LGBT people?

	Female/LGBT		Female/Hetero		Male/LGBT		Male/Hetero		Transgender	
	#	%	#	%	#	%	#	%	#	%
Very important	32	20.5%			45	34.9%			4	19.1%
Somewhat important	52	33.3%			28	21.7%			3	14.3%
Not very important	40	25.6%			21	16.3%			8	38.1%
Not at all important	30	19.2%			30	23.3%			4	19.1%
	N=156		N/A		N=129		N/A		N=21	

Note: Denominator includes all current smokers.

Have you ever considered reducing the number of cigarettes you smoke per day?

	Female/LGBT		Female/Hetero		Male/LGBT		Male/Hetero		Transgender	
	#	%	#	%	#	%	#	%	#	%
Yes	137	89.0%	74	78.7%	107	82.3%	57	77.0%	14	70.0%
No	17	11.0%	20	21.3%	23	17.7%	17	23.0%	6	30.0%
	N=154		N=94		N=130		N=77		N=20	

Note: Denominator includes all current smokers.

Are you aware of assistance here in Idaho that might be available to help you quit smoking?

	Female/LGBT		Female/Hetero		Male/LGBT		Male/Hetero		Transgender	
	#	%	#	%	#	%	#	%	#	%
Telephone quit line	20	10.5%	9	7.1%	20	12.0%	9	10.0%	3	11.5%
Local Health Dept.	36	18.1%	26	20.6%	34	20.4%	26	28.9%	7	26.9%
Employer quit program	11	5.5%	9	7.1%	11	6.6%	13	14.4%	1	3.9%
QuitNet	24	12.1%	18	14.3%	24	14.4%	15	16.7%	4	14.4%
Insurer quit program	14	7.0%	7	5.6%	18	10.8%	6	6.7%	4	15.4%

Note: Denominator includes all current smokers.

Note: results will not add to 100% because respondents were asked to choose all that apply.



community acceptance
 harassment
 discrimination
 tobacco use
 relationships
 raising a family
 alcohol use
 school environment

Please fill out completely and return immediately to the person who gave you the survey

Risks/Side Effects: Some questions are sensitive in nature or may bring up difficult memories. If you feel the need, we encourage you to seek the support of friends, LGBT-friendly counselors & community organizations. Some resources are listed in Diversity Magazine and on websites such as www.gayidaho.com

Possible Benefits: While this survey will better inform the State of Idaho about the health risk factors and discrimination you face, there may be no direct benefit to you for filling out this survey. We hope that the responses will provide enough information to determine the unique experience and health needs of Idaho's LGBT communities.

Any **QUESTIONS** about this survey can be directed to Nicole LeFavour, contractor for the non-profit coalition, United Vision for Idaho. (208) 724-0468 • Box 2181 Boise 83701 • nicole@idaholgbtsurvey.com

This survey is being conducted in cooperation with Your Family, Friends & Neighbors, an Idaho LGBT/Queer organization.

Take 15 minutes & take the survey: YOUR experience COUNTS!

This is an **anonymous** survey. You will not be asked to give your name or any contact or identifying information.

Study Purpose: This survey is designed to gather information about harassment, discrimination, cigarette smoking and other issues in the lives of lesbian, gay, bisexual and transgender (LGBT) Idahoans. This work is being conducted by members of Idaho's LGBT community. It is an exciting and important research project. We greatly appreciate your participation.

Idaho Lesbian/Gay/Bisexual/Transgender Survey

- Have you completed this survey before?**
 Yes, on paper Yes, on line or by e-mail No, never
- What is your current age?** _____
- You currently live in what Idaho county?** _____
- Is your annual household income from all sources:**
 Less than \$10,000 \$10,000 - \$14,999 \$15,000 - \$19,999
 \$20,000 - \$24,999 \$25,000 - \$34,999 \$35,000 - \$49,999
 \$50,000 - \$74,999 \$75,000 or more don't know/not sure
- Have you had periods in your life where, over the course of a week, you missed five meals or more or were forced to seek public assistance because you were not able to afford food?** Never
 Only as a child 1-2 times 3-5 times 6-10 times more than 10 times
- What is the highest grade or year of school you completed ?**
 never attended any or only Kindergarten Grades 1-8
 Grades 9-11 Grade 12 or GED College 1 to 3 years
 College 4 or more years
- Are you currently** employed for wages self employed
 out of work for more than 1 year out of work for less than 1 year
 a homemaker a student AND employed for wages full-or part time
 a student retired unable to work
- Which of the following would you say best represents your racial or ethnic background (check ALL that apply)?**
 White Black or African American Hispanic or Latino
 Asian Native Hawaiian or Other Pacific Islander
 American Indian, Alaska Native Other _____
- Please choose the ONE category that best describes you:**
 female male
 transgender MTF (undergoing or completed male to female transition)
 transgender FTM (undergoing or completed female to male transition)
 female with male persona (dual identity, crossdresser, male impersonator)
 male with female persona (dual identity, crossdresser, female impersonator)
 dual Identity (no primary gender identity)
 transgender androgynous (prefer no gender category)

10. Please choose the ONE category that you feel best describes your lifetime sexual history:

- exclusively opposite sex partners (no same sex partners)
 mostly opposite sex partners (one or more same sex partners)
 equal number of same sex and opposite sex partners
 pansexual (genderless or multi gendered sex)
 mostly same sex partners (one or more opposite sex partners)
 exclusively same sex partners (no opposite sex partners)
 never sexually active (asexual, celibate or not yet sexually active)

11. Even if you are not currently sexually active or do not have sex with a partner of the gender you prefer, please check the ONE category you feel best describes your personal sexual orientation:

- lesbian gay bisexual
 heterosexual or straight pansexual (genderless or multi gendered sex)

12. Are any members of your family gay, lesbian, bisexual or transgender?

- Biological father Biological mother
 Brother(s) or sister(s) (if more than one how many ___)
 Biological grandparent(s) ___ Son(s) or daughter(s) ___
 Biological parent's brother(s) or sister(s) ___
 Other blood relatives not counted above ___
 Step family or in-laws ___ Don't know No family members

13. Partnership / relationship / marital status

(check ALL that apply)

- no current partner varied or multiple partners
 monogamous relationship
 committed, long term relationship
 same sex partner -formal partnership/marriage commitment
 legally partnered (through Vermont Civil Union or other foreign legal union)
 in heterosexual legal marriage
 divorced from heterosexual legal marriage widowed

14. The longest you have been with one SAME GENDER sexual partner

- less than 1 month 1 to 6 months 7 to 12 months
 1-3 years 4-6 years 7-10 years 11-20 years
 more than 20 years NO SAME gender sexual partners
 (transgender participants use your preferred identity at the time or leave blank)

15. The longest you have been with one OPPOSITE GENDER sexual partner

- less than 1 month 1 to 6 months 7 to 12 months
 1-3 years 4-6 years 7-10 years 11-20 years
 more than 20 years no opposite gender sexual partners

16. Are you "OUT" (open about your sexuality/orientation/gender ID)

- to any of the following (check ALL that apply):** NA (Heterosexual)
 your parent(s) brother(s) or sister(s) your children
 extended family close friends school friends teachers
 co-workers your employer neighbors
 you never hide your sexual orientation or gender identity

17. At about what age did you first come "out" (or identify to any others that you were gay, lesbian, bisexual or transgender)? _____ NA

18. At about what age did you first identify TO YOURSELF that you were gay, lesbian, bisexual or transgender? _____ NA

19. How many children less than 18 years of age live in your household? _____

- 20. Concerning children, do you** (if you are single) **or you and your partner have** (Check ALL that apply) no children
 grown children full custody joint custody visitation only
 custody or visitation that is currently in dispute or being contested
 custody or visitation that was once in dispute or being contested

TOBACCO & ALCOHOL

21. Have you smoked 100 cigarettes in your lifetime? Yes No

22. Do you now smoke some everyday, some days, or not at all?
 Everyday some days not at all

23. If you have never smoked do you think you will smoke a cigarette any time in the next year?
 Definitely yes Probably yes Probably not Definitely not

24. How many of your friends currently smoke cigarettes regularly?
 none a few less than half about half most or all

25. During the past 7 days, on how many days were you in the same room with someone who was smoking cigarettes? none
 1day 2days 3days 4days 5days 6days 7days

26. During the past 7 days, on how many days did you ride in a car with someone who was smoking cigarettes? none 1day
 2days 3days 4days 5days 6days 7days

27. Which statement best describes the rules about smoking inside your home? (Do not include decks, garages, or porches)
 Smoking is not allowed anywhere inside your home
 Smoking is allowed in some places or at some times
 Smoking is allowed anywhere inside the home

28. Have you ever regularly used chewing tobacco or snuff?
 Yes No

29. If you have ever used chewing tobacco or snuff do you currently use it: every day some days not at all

30. If you have ever regularly used chewing tobacco or snuff, at what age did you start using it regularly _____

31. A drink of alcohol is 1 can or bottle of beer, 1 glass of wine, 1 can or bottle of wine cooler, 1 cocktail, or 1 shot of liquor. During the past 30 days, how many days did you have at least 1 drink of any alcoholic beverage? _____ Days in past 30 No drinks in past 30 days

32. On the days when you drank, about how many drinks did you drink on the average? Number of drinks _____ per day

33. Considering all types of alcoholic beverages, how many times during the past 30 days did you have 5 or more drinks on an occasion? Number of times _____

34. If you ever drank alcohol regularly, how old were you when you first started drinking regularly? _____

35. Is there a time in your life you would say your drinking increased? If so at what age was that? _____

36. If there was a time in your life when you completely stopped drinking, is it because you

- Never liked alcohol or drank alcohol regularly
 Quit because you felt your drinking was a problem
 Quit because of a health problem
 Other _____ **What AGE were you?** _____

37. If there were a total ban on smoking in bars and clubs, would you frequent them: More often Less often No difference

FEELINGS & SAFETY

38. Thinking back on your life, generally how would you describe:

	VERY POSITIVE	POSITIVE	SLIGHTLY POSITIVE	SLIGHTLY NEGATIVE	NEGATIVE	VERY NEGATIVE	NA
a. Your childhood	<input type="checkbox"/>	<input type="checkbox"/>	<input type="checkbox"/>	<input type="checkbox"/>	<input type="checkbox"/>	<input type="checkbox"/>	<input type="checkbox"/>
b. Your relationship with your parents	<input type="checkbox"/>	<input type="checkbox"/>	<input type="checkbox"/>	<input type="checkbox"/>	<input type="checkbox"/>	<input type="checkbox"/>	<input type="checkbox"/>
c. Your feelings about your self	<input type="checkbox"/>	<input type="checkbox"/>	<input type="checkbox"/>	<input type="checkbox"/>	<input type="checkbox"/>	<input type="checkbox"/>	<input type="checkbox"/>
d. Your relationship with your employers	<input type="checkbox"/>	<input type="checkbox"/>	<input type="checkbox"/>	<input type="checkbox"/>	<input type="checkbox"/>	<input type="checkbox"/>	<input type="checkbox"/>
e. Your work environment	<input type="checkbox"/>	<input type="checkbox"/>	<input type="checkbox"/>	<input type="checkbox"/>	<input type="checkbox"/>	<input type="checkbox"/>	<input type="checkbox"/>
f. Your experience living in the town you now live in	<input type="checkbox"/>	<input type="checkbox"/>	<input type="checkbox"/>	<input type="checkbox"/>	<input type="checkbox"/>	<input type="checkbox"/>	<input type="checkbox"/>
g. Your elementary & secondary school experience	<input type="checkbox"/>	<input type="checkbox"/>	<input type="checkbox"/>	<input type="checkbox"/>	<input type="checkbox"/>	<input type="checkbox"/>	<input type="checkbox"/>
h. Your relationship with your faith or religion	<input type="checkbox"/>	<input type="checkbox"/>	<input type="checkbox"/>	<input type="checkbox"/>	<input type="checkbox"/>	<input type="checkbox"/>	<input type="checkbox"/>
i. Your relationship with your children	<input type="checkbox"/>	<input type="checkbox"/>	<input type="checkbox"/>	<input type="checkbox"/>	<input type="checkbox"/>	<input type="checkbox"/>	<input type="checkbox"/>
j. Your experience raising your children	<input type="checkbox"/>	<input type="checkbox"/>	<input type="checkbox"/>	<input type="checkbox"/>	<input type="checkbox"/>	<input type="checkbox"/>	<input type="checkbox"/>

39. Overall, does the future to you look better, worse, or about the same? Better Worse About the same

40. Please for EACH OF THE FOLLOWING EIGHT QUESTIONS check how you would feel being OUT or openly bringing a same gender partner in each of the following situations:

(Check here if you are a transgender person preferring to rate how comfortable you would feel appearing in each situation as your preferred gender)

	WELCOME & SAFE	UNWELCOME BUT SAFE (from harassment or discrimination)	UNSAFE (from harassment or discrimination)	AT RISK OF PHYSICAL VIOLENCE	NOT APPLICABLE
a. sitting together holding hands in your Church, Synagogue or other house of worship	<input type="checkbox"/>	<input type="checkbox"/>	<input type="checkbox"/>	<input type="checkbox"/>	<input type="checkbox"/> NA
b. disclosing your sexual orientation to your Doctor	<input type="checkbox"/>	<input type="checkbox"/>	<input type="checkbox"/>	<input type="checkbox"/>	<input type="checkbox"/> NA
c. putting a photograph of you and a same gender partner on your desk at your current or most recent workplace	<input type="checkbox"/>	<input type="checkbox"/>	<input type="checkbox"/>	<input type="checkbox"/>	<input type="checkbox"/> NA
d. openly bringing a same gender partner to dinner at your parents home	<input type="checkbox"/>	<input type="checkbox"/>	<input type="checkbox"/>	<input type="checkbox"/>	<input type="checkbox"/> NA
e. holding hands with a same gender partner walking through your county fair or similar public event	<input type="checkbox"/>	<input type="checkbox"/>	<input type="checkbox"/>	<input type="checkbox"/>	<input type="checkbox"/> NA
f. eating a romantic dinner for two and holding hands with a same gender partner in most restaurants in the town where you now live	<input type="checkbox"/>	<input type="checkbox"/>	<input type="checkbox"/>	<input type="checkbox"/>	<input type="checkbox"/> NA
g. asking for one bed if you were to check in to stay the night with a same gender partner at any hotel in the town where you now live	<input type="checkbox"/>	<input type="checkbox"/>	<input type="checkbox"/>	<input type="checkbox"/>	<input type="checkbox"/> NA
h. slow dancing with a same gender partner in the bar you visit most	<input type="checkbox"/>	<input type="checkbox"/>	<input type="checkbox"/>	<input type="checkbox"/>	<input type="checkbox"/> NA

HARASSMENT & DISCRIMINATION

Straight participants may skip to section on VIOLENCE & SUICIDE



41. Do you feel your sexual orientation or gender identity was ever the reason you were fired from a job, denied a promotion, compensation (a raise) or benefits? never 1-2 times 3-5 times more than 5 times in your life NA
42. Were you ever fired from a job, denied a promotion, compensation (a raise) or benefits and your employer STATED that your sexual orientation or gender identity was a factor in this decision? never 1-2 times 3-5 times more than 5 times NA
43. Whether or not you were asked directly, have you felt you were expected to deny or hide your sexual orientation or gender identity at work? never 1-2 times 3-5 times more than 5 times NA
44. Were you ever verbally harassed for, criticized for or asked to deny or hide your sexual orientation or gender identity at work? never 1-2 times 3-5 times more than 5 times NA
45. At any time in your life, has a person ever verbally harassed you using homophobic or antagonistic slurs, gestures or name calling that indicated that they thought or knew you were gay, lesbian, bisexual or transgender? never 1-2 times 3-5 times 6-10 times 11-20 times more than 20 times in your life time
46. Has your property ever been vandalized, defaced or inscribed with a message containing homophobic slurs, gestures or name calling that indicated that someone was being hostile toward you because they thought or knew you were gay, lesbian, bisexual or transgender? never 1-2 times 3-5 times 6-10 times 11-20 times more than 20 times in your life time
47. Has a person ever threatened to do physical violence to you, using homophobic or antagonistic slurs, gestures or name calling that indicated that they thought or knew you were gay, lesbian, bisexual or transgender and they intended to do violence to you, your partner, your child or other family member, or your pet? never 1-2 times 3-5 times 6-10 times 11-20 times more than 20 times in your life time

48. Your primary workplace has a fair employment policy that includes NA sexual orientation gender identity it does not include either (SE or GE) don't know / not sure

VIOLENCE & SUICIDE

49. Do you know of incidents in your city, town or community where someone was hit, attacked or injured as the result of anti-gay or transphobic violence No 1-2 times 3-5 times more than 5 incidents in your life
50. Have any of your friends or family members ever experienced anti-gay harassment or lesbian/gay/bisexual/transgender name calling while they attended an Idaho public elementary or high school? Yes No not sure
51. If have you ever been a victim of domestic violence (been hit, attacked or physically injured by a partner or family member) what age were you when this last occurred? ____ NA never it is still occurring
52. As a child were you ever sexually molested or assaulted, fondled or touched improperly by an adult? Yes No not sure
53. As an adult have you ever been the victim of rape or sexual assault (forced or unwelcome sexual contact)? Yes No
54. Has anyone in your family ever committed suicide? (include only grandparents, parents, siblings) Yes No not sure
55. If you have ever seriously considered attempting suicide, what age were you when you last thought of committing suicide? ____
56. Have you ever attempted suicide? Yes No not sure
57. If so when did you make your last attempt? within the past year within the past 1 to 5 years within the past 5 to 10 years more than 10 years ago

SOCIAL LIFE & SCHOOL EXPERIENCE

58. Please estimate on average how often you participate in each activity:
[EXAMPLE ...You attend meetings 3 TIMES A WEEK MONTH YEAR]

You participate in team sports activities	<input type="checkbox"/>	TIMES A	<input type="checkbox"/>	WEEK	<input type="checkbox"/>	MONTH	<input type="checkbox"/>	YEAR
Go to bars, brew pubs or clubs serving alcohol	<input type="checkbox"/>	TIMES A	<input type="checkbox"/>	WEEK	<input type="checkbox"/>	MONTH	<input type="checkbox"/>	YEAR
Go to coffee shops or restaurants	<input type="checkbox"/>	TIMES A	<input type="checkbox"/>	WEEK	<input type="checkbox"/>	MONTH	<input type="checkbox"/>	YEAR
Attend meetings of LGBT organizations	<input type="checkbox"/>	TIMES A	<input type="checkbox"/>	WEEK	<input type="checkbox"/>	MONTH	<input type="checkbox"/>	YEAR
Attend events organized by LGBT organizations	<input type="checkbox"/>	TIMES A	<input type="checkbox"/>	WEEK	<input type="checkbox"/>	MONTH	<input type="checkbox"/>	YEAR
Attend Alcoholics Anonymous meetings	<input type="checkbox"/>	TIMES A	<input type="checkbox"/>	WEEK	<input type="checkbox"/>	MONTH	<input type="checkbox"/>	YEAR
Attend other kinds of support meetings	<input type="checkbox"/>	TIMES A	<input type="checkbox"/>	WEEK	<input type="checkbox"/>	MONTH	<input type="checkbox"/>	YEAR
Attend other (non-LGBT) meetings/charity events	<input type="checkbox"/>	TIMES A	<input type="checkbox"/>	WEEK	<input type="checkbox"/>	MONTH	<input type="checkbox"/>	YEAR
Interact by e-mail or in on-line chatrooms	<input type="checkbox"/>	TIMES A	<input type="checkbox"/>	WEEK	<input type="checkbox"/>	MONTH	<input type="checkbox"/>	YEAR
Gather at your own or someone else's home	<input type="checkbox"/>	TIMES A	<input type="checkbox"/>	WEEK	<input type="checkbox"/>	MONTH	<input type="checkbox"/>	YEAR
Hike, ski, boat, run or do other outdoor activities	<input type="checkbox"/>	TIMES A	<input type="checkbox"/>	WEEK	<input type="checkbox"/>	MONTH	<input type="checkbox"/>	YEAR
Other _____	<input type="checkbox"/>	TIMES A	<input type="checkbox"/>	WEEK	<input type="checkbox"/>	MONTH	<input type="checkbox"/>	YEAR

59. On AVERAGE, how many HOURS a day do you currently:
Watch television? ____ average hours a day
Listen to the radio? ____ average hours a day
Browse or surf the internet? ____ average hours a day
Read magazines, newspaper, and/or other publications? ____ average hours a day

60. Please check **ALL** that apply concerning your experience with **Idaho Public Schools** (K through 12)
- You did not attend Idaho public schools [skip to question 61 above]
- You think your school tried to make gay/lesbian/bisexual/transgender students feel safe
- You think your school did not try to make gay/lesbian/bisexual/transgender students feel safe
- You were "out" as an openly lesbian / gay / bisexual / transgender youth at your school
- Other students thought or knew you were lesbian / gay / bisexual / transgender
- You felt it was unsafe to be out at your school
- You felt safe at your school
- You experienced lesbian / gay / bisexual / transgender harassment or name calling at school
- You experienced at least one threat of physical violence associated with lesbian / gay / bisexual / transgender harassment or name calling at school
- If you experienced any of the above harassment or threats, you reported them to teachers or administrators

HEALTH & HEALTHCARE

61. Would you say that in general your health is:
Excellent Very good Good Fair Poor
62. Are you living with a physical/mental disability or disabling/life threatening illness? Yes No
63. In the past 12 months, have you seen a doctor or other health professional to get any kind of care for yourself? Yes No
64. Do you have any kind of health care coverage, including health insurance, prepaid plans such as HMOs, or government plans such as Medicare, and if not about how long has it been since you had it?
You do currently have healthcare coverage
You last had coverage within the past 6 months
Within the past year (2 years but less than 5 years ago)
Within the past 2 years (2 years but less than 5 years ago)
Within the past 5 years (2 years but less than 5 years ago)
5 or more years ago
65. How would you rate your satisfaction with your overall health care? Would you say:
Excellent Very Good Good Fair Poor
NA (don't use any health services)

SMOKERS & FORMER SMOKERS

If you have NOT smoked 100 cigarettes in your lifetime, you have completed the survey! Otherwise, continue here.

66. During the past 30 days, on how many days did you smoke cigarettes? _____
67. During the past 30 days, on the days that you did smoke, about how many cigarettes a day did you usually smoke? _____
68. How old were you the first time you smoked a cigarette, even one or two puffs? _____
69. How old were you when you first started smoking cigarettes REGULARLY? _____
70. Is there a time in your life you would say your smoking INCREASED? If so at what age was that? _____
71. When you FIRST began smoking REGULARLY, you smoked primarily (CHECK THE ONE ANSWER THAT BEST APPLIES) at home
 on the way home from school on a college campus
 at work on the way home from work in bars or clubs
 at coffee shops or restaurants other _____

QUIT ATTEMPTS

72. How many times have you tried to quit smoking?
 Never If you've never tried to quit smoking SKIP to section at right, question 80
 1-2 times 3-5 times 5-10 times 10-20 20 or more times
73. How long did you stay off cigarettes during you most recent quit attempt? Would you say it was...
 a day a couple of days a week a couple of weeks
 a month a couple of months, or more than 6 months
74. Considering your most recent (or last unsuccessful) quit attempt, under what personal or social circumstances did you return to smoking?
 Stressful situation
 Death or tragedy
 Where alcohol was served
 Relationship or marital/partner problems
 Social situation
 Aroma of cigarette smoke
 Irritability due to withdrawal
 Enjoyment
 Other: _____
 NA

75. If you have quit smoking, at what age did you quit? _____
 I still smoke regularly I still smoke occasionally
76. How long has it been since you've smoked on a daily basis?
 still smoke daily within past 3 months within past 6 months
 within the past year within the past 5 years
 within the past 10 years more than 10 years ago
77. The last time you quit (or tried to quit) smoking, did you use any form of nicotine replacement such as a patch, gum, or any other medication? (check ALL that apply) Nicotine gum
 Nicotine patch Nicotine pills (Zyban or Bupropion)
 Nasal spray Inhaler Other _____
78. The last time you quit (or tried to quit) smoking, which of the following "methods" do you feel was most successful, even if you have since started smoking again? (check ALL that apply)
 You just quit ("quit cold turkey")
 Nicotine replacement (gum, patch, medication, etc.)
 Gradually reduced the number of cigarettes
 Attended a stop smoking clinic or class
 Participated in an on-line or internet cessation program
 Used self-help material, books or videos
 Acupuncture Hypnosis Other _____
79. If you have ever used a nicotine substitute such as a nicotine patch or nicotine gum to stop smoking, in your opinion was it worth the money? Yes No Never used a nicotine substitute

CURRENT SMOKERS, PLEASE CONTINUE. FORMER SMOKERS, YOU ARE DONE.

80. What is the name of the cigarette brand of your favorite cigarettes? _____
81. How soon after you awake in the morning do you usually smoke your first cigarette? _____
82. What are your reasons for smoking? (check ALL that apply)
 You are addicted
 You like the image
 It helps you deal with stress
 It is a habit
 You like all the rituals or activities involved with smoking
 It reduces the urge to eat or gain weight
 It helps you to feel comfortable in a crowd
 It gives your hands something to do
 Other _____
83. During the past 12 months have you stopped smoking one day or longer because you wanted to quit? Yes No
84. Would you like to stop smoking? Yes No
85. Are you contemplating quitting smoking in the next six months? Yes No
86. If you decided to give up smoking altogether, how likely do you think you would be to succeed? Very likely
 Somewhat likely Somewhat unlikely Very unlikely
87. How important is it to you to have a stop smoking program specifically for LGBT people? Very important
 Somewhat important Not very important
 Not at all important NA (heterosexual or straight)
88. Have you ever considered reducing the number of cigarettes you smoke per day? Yes No
89. Are you aware of assistance here in Idaho that might be available to help you quit smoking? (check ALL that apply)
 A telephone quit line
 Local Health Department services
 Cessation program sponsored by your employer
 Idaho's Online Quitnet: www.quitnet.com
 Quit programs supported by your health insurance provider
 Other _____

**THANK YOU. You are now done.
PLEASE RETURN THIS SURVEY TO THE PERSON
WHO GAVE IT TO YOU OR MAIL IT TO
Idaho LGBT Survey Box 2181 Boise 83701.**

**Please encourage your LGBT
friends of ALL backgrounds to
take this survey before June
15. If your group or organiza-
tion would like to offer this
survey at a meeting or event,
please contact us!
(208) 724-0468
Soon look for an online version & survey schedule at
www.idaholgbtsurvey.com**



IDAHO DEPARTMENT OF
HEALTH & WELFARE